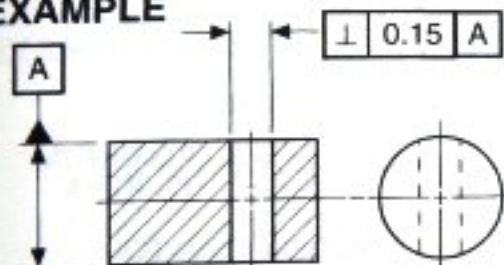
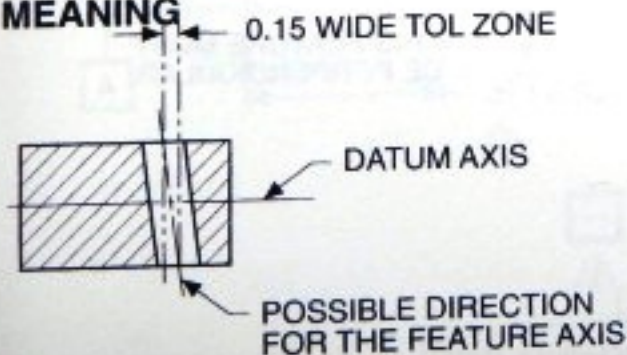


CYLINDRICAL FEATURE AT RFS, DATUM A CYLINDER RFS

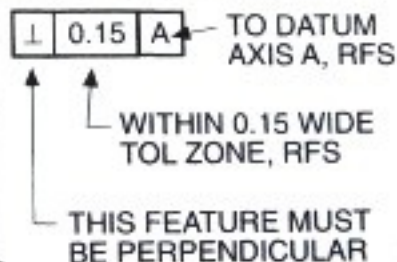
EXAMPLE



MEANING



SYMBOL MEANING



THE FEATURE AXIS MUST BE WITHIN THE SPECIFIED TOLERANCE OF LOCATION. REGARDLESS OF THE ACTUAL MATING ENVELOPE SIZE, ITS AXIS MUST LIE BETWEEN TWO PLANES (0.15 APART) WHICH ARE PERPENDICULAR TO THE DATUM AXIS.

NOTE: This tolerance applies only to the view on which it is specified.

CYLINDRICAL FEATURE AT MMC, DATUM A PLANE

... (cylindrical) tolerance zone.