




Model name: SL\_V2\_ana  
Study name: Half Frame N-S LC2(-Half Frame N-S-)  
Plot type: Static nodal stress Stress1  
Deformation scale: 150



von Mises (psi)



Model name: SL\_V2\_ana  
Study name: Half Frame N-S LC2(-Half Frame N-S-)  
Plot type: Static nodal stress Stress1  
Information scale: 150



von Mises (psi)

