
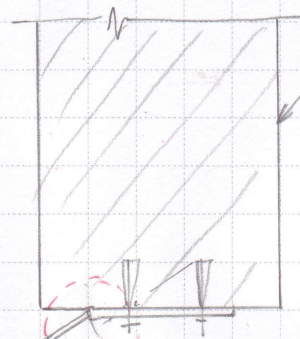


WALL BRACED  
OUT OF  
PLANE  
FOR WIND  
LOADS




T OR C

L6x4



CONCRETE  
BEAM

BENDING IN  
ANGLE LEG  
DUE TO P.e



anchors  
to be designed  
for horizontal  
component of  
P AS SHEAR  
& moment P.e