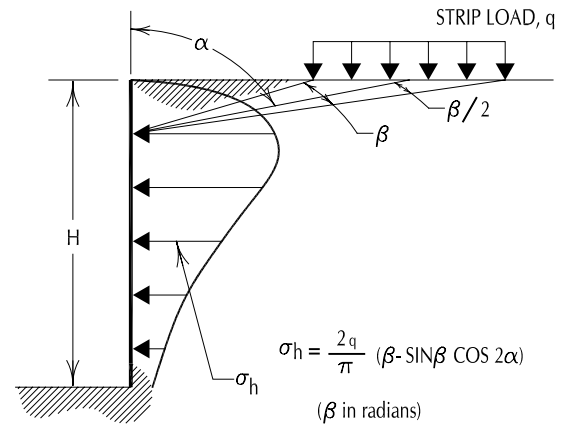
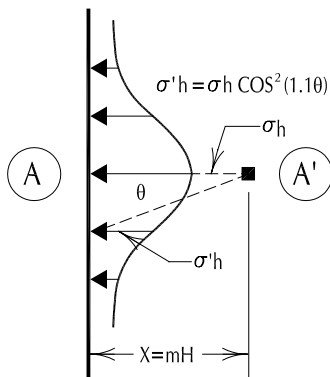
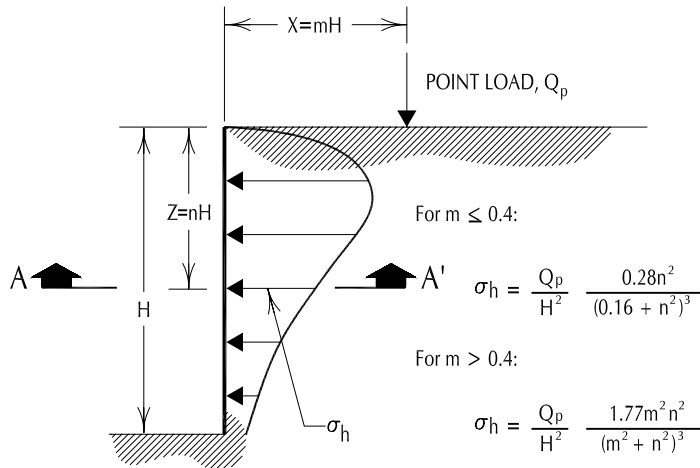


LINE LOAD PARALLEL TO WALL



STRIP LOAD PARALLEL TO WALL



DISTRIBUTION OF HORIZONTAL PRESSURES

VERTICAL POINT LOAD

NOTES:

1. THESE GUIDELINES APPLY TO RIGID WALLS WITH POISSON'S RATIO ASSUMED TO BE 0.5 FOR BACKFILL MATERIALS.
2. LATERAL PRESSURES FROM ANY COMBINATION OF ABOVE LOADS MAY BE DETERMINED BY THE PRINCIPLE OF SUPERPOSITION.

SURCHARGE-INDUCED LATERAL PRESSURE