






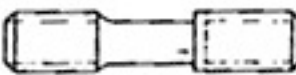



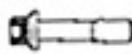






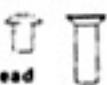
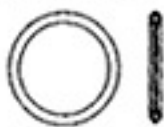






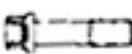









<b>AN121501-121550</b> Nut, Plain  CRES. Steel 3B Fit	<b>AN150201-150400</b> Pin, Lock  Steel Brass E1 Marking	<b>MS 9060-9066</b> Bolt, Machine 12 Point Ext. Washer Head High Temp.  AMS 5735 (A.286) EH19 Head Marking
<b>AN121551-121600</b> Nut, Castle  CRES. Steel 3B Fit	<b>AN150401-150450</b> Nut-Hex, Check and Shear Slotted  Steel 3B Fit	<b>MS 9068</b> Packing "O" Ring  Silicone Rubber AMS 3304
<b>AN121601-121925</b> Pin, Flat Head Clevis .125-.500  Steel Drilled Shank	<b>AN150501-170900</b> Stud-Stepped  Steel 3A Fit	<b>MS 9081</b> Washer, Key-Double  Steel
<b>AN122576-122600</b> Washer, Plain  Steel	<b>MS 9012-9014</b> Retaining Rings  Beryllium Copper Steel Superseded by MS 16624/5 External Internal	<b>MS 9088-9094</b> Bolt, Machine 12 Point Head Drilled  Steel E 11 Head Marking
<b>AN122676-122775</b> Pin, Dowel  Steel	<b>MS 9016-MS 9017</b> Bushing Screw, Slotted  Steel	<b>MS 9099-9100</b> Nut, Hex Connection  Aluminum CRES. Steel E 12 Marking Aluminum E 10 Marking CRES.
<b>AN123020-123119</b> Gasket  Aluminum-Asbestos Annular	<b>MS 9018</b> Insert, 18-15MM Aviation Spark Plug, Helical Coil  CRES. Steel SEE DESIGN STANDARD MS 9071	<b>MS 9101-9104</b> Bracket, 90° Angle .190-.375 Bolt  AMS 5510
<b>AN123151-123750</b> Rivet, Solid Universal Head and 100° CTSK Head  CRES. Steel Inconel	<b>MS 9020-9021</b> Packing "O" Ring  Rubber	<b>MS 9105</b> Pin, Lock  CRES. Steel
<b>AN123851-124050</b> Seal, Packing "O" Ring  Rubber	<b>MS 9024-9025</b> Clamp, Loop Types  AMS 6350 AMS 5510	<b>MS 9122-9123</b> Slotted Hex Head Machine Screw  Steel E 11 Head Marking
<b>AN124951-125550</b> Rivet, Solid Universal Head and 100° CTSK Head  CRES. Steel	<b>MS 9033-9039</b> Bolt, 12 Point High Temp.  AMS 5735 (A.286) EH19 Head Marking	<b>MS 9146-9163</b> Bolt, Machine 12 Point Head  Steel E 11 Head Marking
<b>AN125551-125700</b> Rivet, Solid Universal Head  Steel	<b>MS 9047-9048</b> Pin, Spring  Steel	<b>MS 9164</b> Pin, Dowel Oversize  Steel
<b>AN125951-130774</b> Studs-Straight .250-.625  Steel 3A Fit Drilled and Undrilled	<b>MS 9058</b> Ring, Back-Up  AMS 3651	<b>MS 9165-9168</b> Bolt, Brackets  Steel ALSO SEE MS 9101-04/MS 9228-31

## MS 9169-9175

Bolt, Machine  
12 Point Head  
Drilled

Steel

E 11 Head Marking

## MS 9318/9

Rivets  
100° Flush Head  
and Universal  
Head

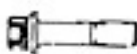
Monel

## MS 9391-9395

Clamp, Loop;  
Cushion; Strap  
Back PlateCRES. Steel  
AMS 3303

MS 9391

## MS 9177/8-9183-9192

Bolt, Machine  
Drilled and  
UndrilledAMS 5735  
(A-286)  
SteelEH 19 A-286 Head Marking  
E 11 Steel Head Marking

## MS 9320-9321

Washer, Flat

Steel  
CRES. Steel

## MS 9403

Rivet,  
Universal  
HeadAMS 5737  
(A-286)

## MS 9200-9201

Nut, Plain  
Hex, ConnectionAluminum  
CRES. Steel

E 12 Aluminum EH 5 CRES.

## MS 9352-MS 9353/4

Clamp, Loop



Aluminum

## MS 9440-9459

Bolt, Machine  
Hexagon Head  
Drilled and  
Undrilled

Steel

## MS 9224

Bolt, Machine  
12 Point  
HeadAMS 5735  
(A-286)

EH 19 A-286 Head Marking

## MS 9355

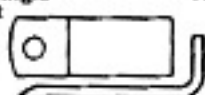
Packing  
"O" RingRubber  
AMS 7272

## MS 9460

Rivet, Solid  
100° Flush  
Head

AMS 7235

## MS 9228-9231

Bracket, 90° Angle  
.190-.375 Bolt

AMS 5504

## MS 9356/7

Nut, Plain  
HexagonCRES. Steel  
A-286

## MS 15000-15006

Fittings,  
LubricationSteel  
Monel

## MS 9241

Packing  
"O" RingRubber  
AMS 7272

## MS 9358/9

Nut, Castellated  
HexagonCRES. Steel  
A-286


## MS 15795

Washer, Flat

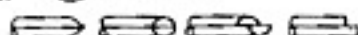
CRES. Steel  
Monel  
Copper  
Brass  
Al Alloy

## MS 9245

Cotter Pin



CRES. Steel

Optional  
Ends

## MS 9360

Nut, Plain  
Hex, Drilled  
Silver PlatedAMS 5735  
(A-286)

## MS 15820

Washers, Lock  
(Special Design)

per Spec.

## MS 9274

Washer, Key-  
Double

CRES. Steel

## MS 9361/2

Nut, Plain  
Hexagon,  
Check  
(also  
Silver Plated)CRES. Steel  
A-286

## MS 15986-15988

Stud, Plain  
Full BodySteel  
Brass  
Monel

## MS 9303-9312

Stud, Shouldered  
Hex, Wrenching  
Drilled and  
Undrilled

Steel

E 11 Marking

## MS 9363/4


Nut, Slotted  
Hexagon,  
Shear  
(also  
Silver Plated)CRES. Steel  
A-286

## MS 16036

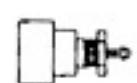
Belt, Aircraft  
SafetySee  
Mil-B-18461  
(Web)

Complete Assembly and Individual Parts

## MS 9365-9367

Bracket,  
Bolt, FlatCRES.  
Steel

## MS 16107

Jacks, Tip,  
High VoltageSee Spec.  
(Ships)

Color Coded

## MS 9316/7

Screw, Machine  
Hexagon Head  
SlottedSteel  
2A Fit

E 37 Head Marking

## MS 9389/90

Dowel Pin

AMS 5735  
(A-286)


## MS 16108

Jacks, Tip  
Low VoltageBronze  
Copper

MS 16187

Studs, Full Thread


Al Steel



MS 16209

See MS 16202

See Spec.



MS 16228

Nut, Self-Locking Hexagon, Hvy. Thin Nylon Insert

CRES. Steel 3B Fit



MS 16198

Round Head Wood Screw Slotted

CRES. Steel



MS 16210

Nut, Plain Hexagon, Machine Screw

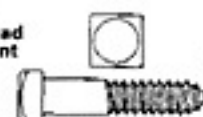
CRES. Steel 2B Fit



MS 16230-16235

Lag Bolt, Square Head Gimlet Point

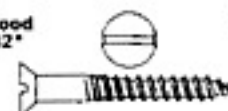
Steel Sil. Bronze CRES. Steel



MS 16199

Screw, Wood Slotted, 82° Flat


Copper Sil



MS 16211

Nut, Plain Square

Sil. Bronze



MS 16268

100° Flat Head Machine Screw Slotted


Nylon 2A Fit



MS 16200

Pan Head, Screws, Machine Slotted

CRES. Steel 2A Fit



MS 16212

Washers, Flat

CRES. Steel Sil. Bronze



MS 16285

Nut, Hexagon Semi-Finished, Heavy

Steel



MS 16201

Flat Head Bolt, Lag

Sil. Bronze



Cone Point

MS 16213

Washer, Lock External Tooth Non-Magnetic

CRES. Steel Phos. Bronze



MS 16286

Nuts, Hexagon Finished To 1000° F.

Steel 2B Fit



MS 16202/16209

Square Head Bolt, Lag Gimlet Point

CRES. Steel Sil. Bronze



MS 16214

Washer, Lock Spring, Split

CRES. Steel



MS 16535/6

Rivet, Tubular Oval Head; Countersunk Head

Brass Al Alloy Monel Copper Steel CRES.



MS 16203

Nuts, Plain Hexagon, Jam and Finished

CRES. Steel 2B Fit



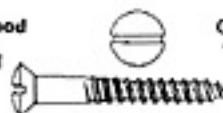
Full

Jam

MS 16215

Screw, Wood Slotted Oval Head


CRES. Steel (Non-Mag.)



MS 16555/6

Dowel Pins Straight

Alloy Steel CRES. Steel



MS 16205

Bolt, Machine Semi-Finished Hexagon Head

Sil. Bronze 2A Fit



MS 16216

Round Head Wood Screws, Slotted

Sil. Bronze



MS 16562

Spring Pins

Steel CRES. Steel



MS 16206

Bolt, Machine Hexagon Head Reg. Semi-Finished

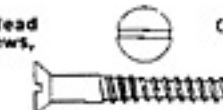
Al Alloy 2A Fit



MS 16217

82° Flat Head Wood Screws, Slotted

CRES. Steel



MS 16593

Rivet, Solid 78° Flat Head

Aluminum



MS 16207

Carriage Bolt, Round Head


Sil. Bronze 2A Fit



MS 16218

82° Flat Head Machine Screws Slotted

Sil. Bronze 2A Fit



MS 16600

Washer, Flat

Leather



MS 16208

Hexagon Head Machine Bolt, Semi-Finished

CRES. Steel 2A Fit



MS 16219

82° Flat Head Cap Screws Slotted

CRES. Steel

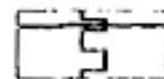


MS 16624-16634

Retaining Rings

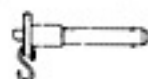
Steel CRES. Steel Beryllium Copper




**MS 16637-16638**Shoulder Screw  
Hexagon SocketAlloy Steel  
Available  
in CRES.  
3A Fit**MS 17974/5**Switch,  
Moistureproof  
Push-Push ActionPer Mil-S  
6743**MS 20001**Hinge,  
Structural

Al Alloy

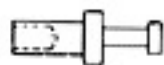
Supersedes AN252

**MS 16992**Bolt, Lag  
Square Head  
Gimlet PointSteel  
CRES. Steel  
Sil. Bronze**MS 17984-17990**Pin, Quick-  
Release  
Assemblies  
Available in Button Handle,  
"T" Handle, "L" Handle, Ring HandleCRES. Steel  
Alloy Steel  
Al Alloy**MS 20002**Washers,  
Countersunk  
and Plain

Alloy Steel

Under Bolt Head Under Nut  
Supersedes NAS 143**MS 16994**Nut, Plain  
KnurledBrass  
CRES. Steel  
2B Fit**MS 18063/4**Set Screw,  
Self-Locking,  
Hex Socket  
(250°F)—  
per MS 15981Alloy Steel  
CRES. Steel  
3A Fit**MS 20003**Indicator  
Humidity  
Card

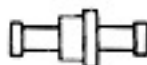
Paper

**MS 16995-16998**Hexagon Socket  
Cap Screws  
1960 Series  
Coarse and FineAlloy Steel  
CRES. Steel  
3A Fit**MS 20004-20024**Bolts, Internal  
WrenchingAlloy Steel  
3A Fit**MS 17121-17123**Terminal, Stud  
Turret

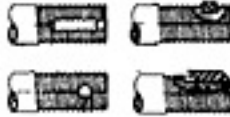
Brass

**MS 18065/6**Set Screw,  
Self-Locking,  
Hex Socket  
(250°F)—  
per MS 15981Alloy Steel  
CRES. Steel  
3A Fit**MS 20033-20046**Bolt, Machine,  
Hexagon Head  
1200°FCRES. Steel  
3A Fit

1200 Head Marking

**MS 17155-17158**Terminal,  
Stud, Feedthru

Brass

**MS 18067/8**Flat Point  
(Nyllok®—Long-Lok®)  
For Non-Locking Set Screw—See AN565**MS 20065-20068**Key, Machine  
(Feather)Steel  
Alloy Steel  
CRES. Steel**MS 17160**Clip, Spring  
TensionSteel  
Beryllium  
Copper**MS 18067/8**Set Screw,  
Self-Locking,  
Hex Socket,  
(250°F)—  
per MS 15981Alloy Steel  
CRES. Steel  
3A Fit**MS 20069**Bolt Carriage  
With Hex NutSteel  
2A & 2B Fit**MS 17293-17303**


Stud-Stepped

Steel  
3A Fit

Drilled and Undrilled

**MS 18067/8**Cone Point  
(Nyllok®—Long-Lok®)  
For Non-Locking Set Screw—See AN565**MS 20073-20074**Bolt, Machine  
Aircraft  
Drilled HeadSteel  
Available  
in CRES.  
3A Fit

Supersedes AN73-AN81

**MS 17825/6**Nut, Self-  
Locking,  
Castellated, 250°F,  
Nylon InsertAlloy Steel  
3B Fit**MS 19059-19064**

Ball, Bearing

Alloy Steel  
CRES. Steel  
Brass  
Bronze  
K-Monel**MS 20115**Shackle-  
Wire, RopeCRES. Steel  
Al Alloy  
Steel

Supersedes AN115

**MS 17828**Nut, Self-Locking  
(Nylon Insert)  
250°F, Regular  
Height

Monel

**MS 19069/70**Washer,  
Key, RetainingSteel  
Alloy Steel  
CRES. Steel**MS 20219-20221**Pulley, Groove,  
AircraftAl Alloy  
PhenolicMS 20219  
SUPERSEDES AN219-AN221**MS 17829/30**Nuts, Self-Locking  
Nylon Insert,  
250°FCRES. Steel  
Steel  
3B Fit

Regular Height

**MS 20000**Turnbuckle  
Assembly

Per Mil-T-5685

Also See AN155 and AN165

**MS 20253**

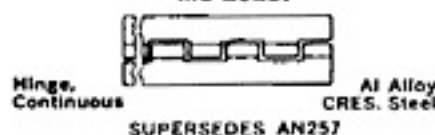
Pin, Hinge



CRES. Steel

For Use with MS 20257 and MS 20001  
SUPERSEDES AN253

## MS 20257



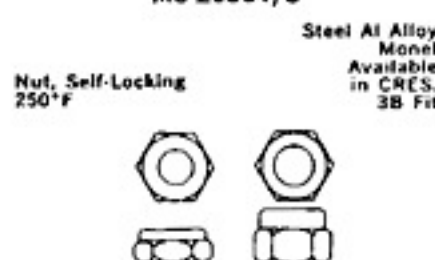
## MS 20270-20271



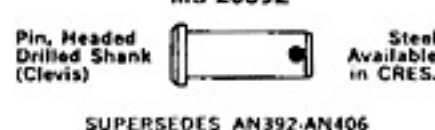
## MS 20341



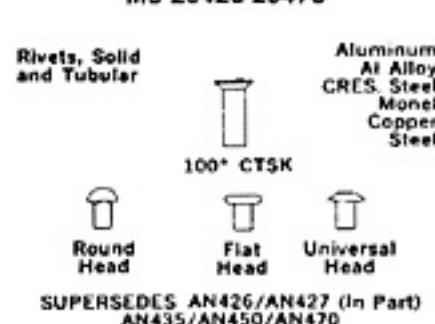
## MS 20364/5



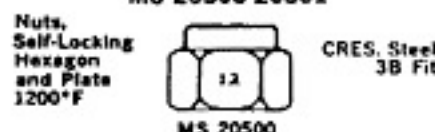
## MS 20392



## MS 20426-20470



## MS 20500-20501



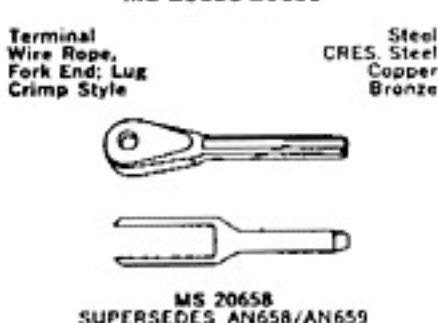
## MS 20600-20606



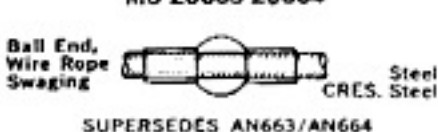
## MS 20613-20615




## MS 20658-20659



## MS 20663-20664



## MS 20667-20668



## MS 20757-20913




## MS 20822

SUPERSEDES AN757-AN913

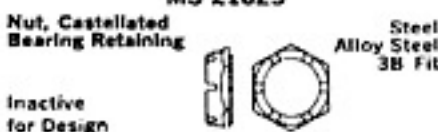
## MS 20995




## MS 21000-21001




## MS 21025



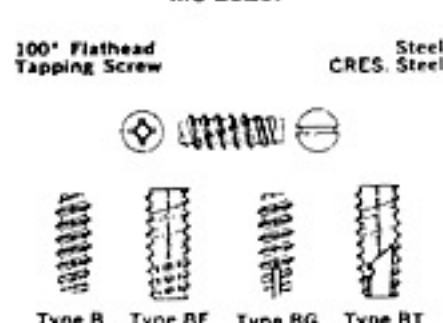
## MS 21040



## MS 21042-21046




## MS 21207



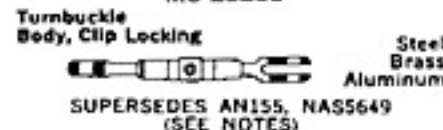
## MS 21208-21209



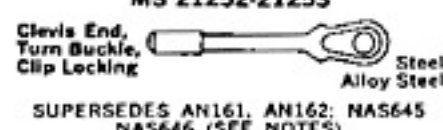
## MS 21250



## MS 21251



## MS 21252-21253



## MS 21254-21255



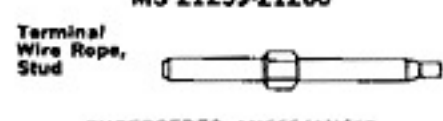
## MS 21256



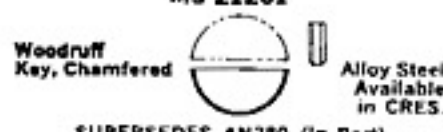
## MS 21258



## MS 21259-21260



## MS 21261





**MS 21262**

Socket Head  
Cap Screw (Hex)  
Self-Locking 250° F.  
1960 Series



Head Marking

Alloy Steel  
Available  
in CRES.  
3A Fit

**MS 21316-21317**

Thumbscrew  
With and  
Without  
Shoulder



Steel  
2A Fit

Shoulder Plain

**MS 21318**

Round Head  
Drive Screw



CRES. Steel  
Steel

Type "U" Point

**MS 21921-21935**

Fittings,  
Flareless  
Tubing and  
Cluster



Steel  
Al Alloy  
CRES. Steel

MS 21926

**MS 21982**

Lamp, 28 Volt  
Incandescent


**MS 21264**

Nut, Jam,  
Drilled—  
Pipe Fitting



CRES. Steel

SEE AN924-8

**MS 21321**

Switch, Sealed  
Sensitive

CRES. Steel  
Steel



HEX NUT  
(1-5/8-24 NEF)



Lockwasher  
(Internal tooth)

Washer, Keyway  
(MS 25081-3)

**MS 22002**

Link, Parachute  
Removable Connector



Steel

**MS 22003-22010**

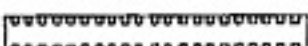
Link, Lap, Aircraft Safety  
Belt; Bar Adjuster;  
Shoulder Harness;  
Release



Steel  
See AN6043

**MS 21266**

Grommet  
Plastic  
Edging

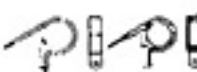


Nylon  
TPE

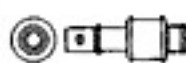
**MS 21322/3**

Clamp, Loop  
Plain and  
Cushioned

Aluminum  
Al Clad


**MS 22011-22022**

Connectors  
Parachute





CRES. Steel

**MS 21268-21271**

Screws, Instrument  
National Miniature  
Slotted

Brass  
CRES. Steel



Fillister  
Head

Pan  
Head

100°  
Flat Head

Binding  
Head

**MS 21324-7**

Slideslide Fasteners  
Style III, IV



CRES. Steel

**MS 22040-22048**

Parachute  
Harness,  
Connectors




Steel  
CRES. Steel  
Titanium  
Brass

**MS 21277-21294**

Screw, Bolt  
12 Pt. Extended  
Washer Head  
Drilled and Undrilled

AMS535  
(A-286)  
3A Fit


**MS 21331**

Nut, Plain,  
Cinch



Steel  
2B Fit

**MS 24017**

Nut, Plain  
Hexagon, Mounting



Brass  
Steel  
2B Fit

**MS 21295**

Socket Head  
Cap Screw (Hex)  
Self-Locking 250° F.  
1960 Series

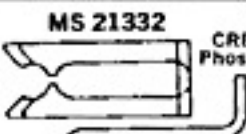


Head Marking

CRES. Steel  
Available in  
Alloy Steel  
3A Fit

**MS 21332**

Fastener,  
Slideslide



CRES. Steel  
Phos. Bronze

SUPERSEDES AN3195

**MS 24127**

Nut, Plain  
Hexagon



Nylon  
2B Fit

**MS 21301**

Bolt, Shoulder  
Hex and Spline  
Socket



Steel  
3A Fit  
Available in  
CRES.

**MS 21333-21334**

Clamp, Loop



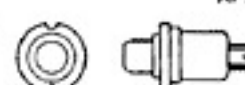
Steel

Plain

Cushioned

**MS 24318**

Switch, Push



Al Alloy

**MS 21305-21308**

Washers;  
Cushion, Flat  
Round, Flat  
Square, Saddle



Steel

Flat Round Flat Square

**MS 21900-21918**

Fittings,  
Flareless  
Tube



CRES. Steel  
Steel  
Al Alloy

MS 21912

**MS 24319**

Boot, Joggle  
Switch



Silicone

SUPERSEDES AN3224/AN3247  
Inactive For Design—Use MIL-B-5423/3

**MS 21314-21315**

Strap, Retaining  
Two Hole, For Pipe  
Conduit, Cable  
and Tubing



Steel

**MS 21919-21920**

Clamp, Loop  
and Hose



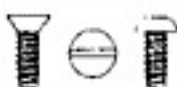
Al Alloy  
Steel  
CRES. Steel

**MS 24371**


Boot, Toggle  
Switch



Silicone

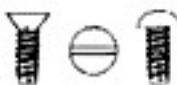
**MS 24388-24405**Fittings,  
Flared and  
FlarelessAl Alloy  
CRES. Steel**MS 24388****MS 24639-24642**Tapping Screws  
Type "BF"  
SlottedSteel  
CRES.  
Steel

82° Flat Head Pan Head



**MS 25089**Switch, Push,  
Moistureproof**MS 24566**Pulley,  
Control

Non-Metallic

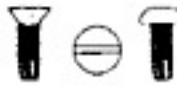
REPLACES AN210 (In Part)

**MS 24643-24646**Tapping Screws  
Type "BF"  
SlottedSteel  
CRES.  
Steel


82° Flat Head Pan Head

**MS 25221-25225**Guard, 2 or  
3 Position  
Toggle SwitchSteel  
Plastic**MS 24583**82° Flat Head  
Machine Screw  
Phillips RecessedSteel  
2A Fit

REPLACES MS 35192/31 (In Part)

**MS 24647-24650**Tapping Screws  
Thread Cutting  
Type "F"  
SlottedSteel  
CRES.  
Steel

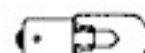
82° Flat Head Pan Head

**MS 25226-25227**Bus, Terminal  
Board; StripCopper  
Plastic**MS 24584**Pan Head  
Machine Screw—  
Phillips RecessSteel  
2A Fit

REPLACES MS 35208/9 (In Part)

**TAPPING SCREW STYLE CHART**


TYPE "A"	TYPE "B"	TYPE "BF"
TYPE "BG"	TYPE "BT"	TYPE "D"
TYPE "F"	TYPE "G"	TYPE "T"

**MS 25231-25243**Lamps,  
Incandescent**MS 24594**Switch, Sensitive-  
Plunger Type—  
High Temperature

CRES. Steel

**MS 24661/2**Rivet, Blind,  
Drive, CTSK. &  
UniversalAluminum  
Steel**MS 25256-25258**Light  
Indicators**MS 24612-24614**

Switches, Toggle

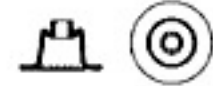
Per  
Mil-S-8834**MS24667-24672**Screw, Cap,  
Socket Head,  
Flat Countersunk, 82°Alloy Steel  
CRES. Steel**MS 25281**Clamp, Loop-  
Plastic

Nylon

SUPERSEDES MS 39014

**MS 24615-24618**Tapping Screws  
Type "A"  
Phillips RecessedSteel  
CRES.  
Steel

82° Flat Head Pan Head

**MS24673-24678**Screw, Cap,  
Socket Head,  
Hexagon, Drilled  
1960 SeriesAlloy Steel  
CRES. Steel  
3A Fit**MS 25301**Boot, Circuit  
Breaker

Silicone Rubber

**MS 24619-24622**Tapping Screws  
Type "B"  
Phillips RecessedSteel  
CRES.  
Steel

82° Flat Head Pan Head

**MS 24689**Nut, Plain  
Hexagon TrackSteel  
Alloy Steel**MS 25311-25312**Ferrule,  
Shield Grounding  
and ToolBrass  
Nylon  
Mil-F-21608**MS 24623-24626**Tapping Screws  
Type "BF"  
Phillips RecessedSteel  
CRES.  
Steel

82° Flat Head Pan Head

**MS 24692**Pin, Tapered  
PlainSteel  
CRES. Steel**MS 25397**

Light Indicator



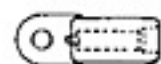
CANCELLED—No Superseding Standard

**MS 24627-24630**Tapping Screws  
Thread Cutting  
Type "F"  
Phillips RecessedSteel  
CRES.  
Steel

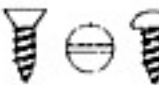
82° Flat Head Pan Head

**MS 25081**


Washer Key

Steel  
CRES. Steel**MS 25435-25438**Terminal Lug,  
Crimp Style,  
Aircraft

Aluminum

**MS 24635-24638**Tapping Screws  
Type "A"  
SlottedSteel  
CRES.  
Steel

82° Flat Head Pan Head

**MS 25087**Screw, Externally  
Relieved BodySteel  
Class 2 Fit**MS 25440**

Washer, Flat

Steel  
Brass

For Use with Aircraft Aluminum Terminals

MS 27039

Pan Head,  
Machine Screw  
PhillipsAl Alloy  
Mang. Bronze  
Alloy Steel  
CRES. Steel  
(A-286)  
3A Fit

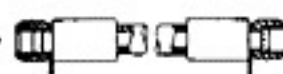
MS 27952

Nut, Plain  
Hexagon  
Left Hand

Steel

MS 28741

Hose Assembly



SUPERSEDES AN6264, AN6271

MS 27040

Nuts, Plain  
Square

Steel

MS 27953-27954

Bolt, Hook;  
Body; Turn-  
Buckle

Steel

MS 28742-28747

Fitting, End  
Hose, SwivelAl Alloy  
Steel

MS 27051

Washer,  
SlottedSteel  
Available in  
CRES.

MS 27955

Nut, Plain  
Round, Spinner

Alloy Steel

MS 28749-28750

Elbow, Swivel



Al Alloy

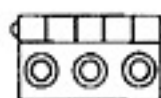
MS 27111-27112

Washer, Key-  
Flat; Key-BentSteel  
Alloy Steel

MS 27111

MS 27956-27964

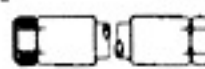
Hinge, Butt

Steel  
Aluminum  
Brass  
Bronze


MS 28751

Hose, Assembly  
High Pressure

Per Mil-H-5512



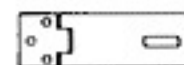
MS 27120

Clevis, Rod End  
Turn Buckle

Steel

MS 27965-27973

Hasp-Hinged



Steel

MS 28752-28755

Fitting End,  
Self-Sealing

Al Alloy

MS 27128

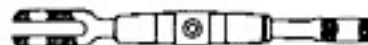
Nut, Plain,  
Welding

Steel

MS 27974

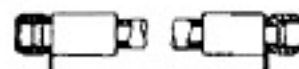
Turnbuckles  
Assemblies

Steel



MS 28756-28759

Hose Assembly



SUPERSEDES AN6292 (In Part)

MS 27129

Washer, Finishing  
Countersunk  
80°-82°Brass  
Steel  
CRES. SteelBolt, Eye-MS 27950 Body-MS 27954  
Bolt, Hook-MS 27953  
Clevis Rod End MS 27120  
Nut Plain L.H. MS 27952  
Studwelding MS 27951  
Nut Plain R.H. MS 35691

MS 28774

Retainer



MS 27130-27131

Nut, Blind  
RivetSteel  
Al Alloy

MS 27975-27976

Clevis, Rod End



Steel

MS 28775

Packing  
"O" RingPer Mil-P  
25732

MS 27183

Washer, Flat  
Round

Steel

SUPERSEDES MS 15795 (In Part)

MS 27977-86

Fasteners, Snap  
Styles 1, 1A, 1B,  
2, 2A, 3, 4, 5,  
6, 7


Brass

MS 28776

Scraper  
Hydraulic  
Piston Rod


Per Mil-S-5049

MS 27186-27187

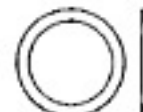
Plug, End,  
Seal

Plastic

MS 27990

Pin, Straight  
HingeAluminum  
Brass  
Steel  
CRES. Steel  
Bronze

MS 28777

Ring, Hydraulic  
Fitting

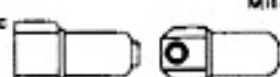
Mil-R-5521

MS 27950-27951

Bolt, Eye;  
Stud Welding  
Turnbuckle

Steel

MS 28720

Filter,  
Aircraft  
HydraulicPer  
Mil-F-5504

MS 28778

Packing—  
Preformed

Mil-G-5510




MS 28782-28783

Retainer,  
Packing; Ring  
Back-Up

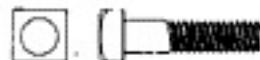
Teflon

MS 35216-35217

Pan Head  
Machine Screw  
Phillips RecessedCRES. Steel  
2A Fit

Coarse and Fine Thread

MS 35354-35356

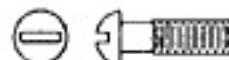
Bolt, Machine  
Square Head  
UnfinishedSteel  
2A Fit

Coarse Thread Only

MS 35188-35193

82° Flat Head  
Machine Screw  
Phillips  
RecessedSteel  
2A FitCoarse and Fine Threads  
CANCELLED—USE MS 24583

MS 35357-35366

Machine Screw  
Designs (Inactive)

MS 35194-35197

82° Flat Head  
Machine Screw  
Phillips  
RecessedSteel  
2A FitCoarse and Fine Threads  
CANCELLED—IN PART

MS 35218-35219

Pan Head  
Machine Screw  
Phillips RecessedAl Alloy  
2A FitCoarse and Fine Thread  
SUPERSEDES MS 35235, MS 35313 and  
In Part MS 35357, MS 35359, MS 35362;  
MS 35364-MS 35366, AN515 and AN526

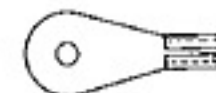
MS 35425-35426

Nut, Plain  
WingSteel  
Brass  
Available in  
CRES. Steel  
2B FitCoarse and Fine Thread  
SUPERSEDES AN350 (In Part)

MS 35198-35199

82° Flat Head  
Machine Screw  
Phillips RecessedBrass  
2A FitCoarse and Fine Threads  
SUPERSEDES MS 35196, MS 35245, MS  
35247, MS 35358 (In Part) and MS 35363  
(In Part)

MS 35430-35433

Terminal,  
Lug, Solder  
Type

Copper

MS 35221-35236

Pan Head  
Machine  
Screw  
SlottedAl Alloy  
Brass  
Steel  
CRES. Steel  
2A Fit

Coarse and Fine Thread

MS 35455-35461

Cap Screw,  
Socket Head  
Hexagon  
1936 SeriesAlloy Steel  
CRES. Steel  
3A Fit


Coarse and Fine Thread

MS 35200-35201

82° Flat Head  
Machine Screw  
Phillips  
RecessedCRES. Steel  
2A Fit

Coarse and Fine Thread

MS 35237-35262

82° Flat Head  
Machine Screw  
SlottedAl Alloy  
Brass  
Steel  
CRES. Steel  
2A Fit

Coarse and Fine Thread

MS 35489-35490

Grommets



Rubber

MS 35202-35203

82° Flat Head  
Machine Screw  
Phillips RecessedAl Alloy  
2A FitCoarse and Fine Thread  
SUPERSEDES MS 35251,  
MS 35358 (In Part), MS 35363 (In Part)

MS 35263-35278

Drilled  
Fillister Head  
SlottedAl Alloy  
Brass  
Steel  
CRES. Steel  
2A Fit


Coarse and Fine Thread

MS 35492-35495


Wood Screws  
Phillips  
Recessed,  
SlottedBrass  
Steel

82° Flat Head Round Head

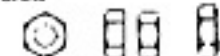
MS 35204-35211

Pan Head  
Machine  
Screw  
Phillips  
RecessedSteel  
Per FF-S-92  
2A FitCoarse and Fine Thread Use MS 24584  
Cancelled—(In Part)

MS 35289-35314


Cap Screw  
Hexagon Head  
FinishedAl Alloy  
Alloy Steel  
Steel  
CRES. Steel  
Brass  
Monel  
2A Fit

MS 35649-35650

Nut, Plain, Hex  
Machine ScrewSteel  
CRES. Steel  
2B Fit

Coarse and Fine Thread

MS 35212-35215

Pan Head  
Machine Screw  
Phillips RecessedBrass  
2A FitCoarse and Fine Thread  
SUPERSEDES MS 35229, MS 35364, MS  
35366; AN515 and AN520 (In Part)

MS 35333-35336

Washer, Lock  
ToothedSteel  
CRES. Steel  
Phos. Bronze

MS 35337-35340

Lock Washer  
Split, Spring  
Light, Medium  
Heavy,  
Extra HeavySteel  
CRES. Steel  
Phos. Bronze  
Monel

MS 35690-35691

Nut, Plain  
Hexagon  
Finished, JamSteel  
CRES. Steel  
2B FitFinished Jam Slotted  
Coarse and Fine Thread

MS 35743-35745

Rivets

Steel  
Copper

Per 90° CTSK. Bolt

MS 45905

Nut, Plain  
Hexagon  
Left HandCRES. Steel  
2B Fit

MS 122026-122075

Washer, Lock  
Spring

Steel

MS 35751-35754

Carriage  
Bolt, Round  
Head; Truss  
Head; Flat  
Elevator;  
PlowSteel  
2A Fit

Coarse Thread

MS 51017-51052

Set Screws  
Hexagon  
SocketAlloy Steel  
CRES. Steel  
3A Fit

Coarse and Fine Thread

MS 122076-122275

Insert, Helical  
Coil

CRES.

MS 35756

Key, Woodruff



Alloy Steel

## SET SCREW POINT STYLES

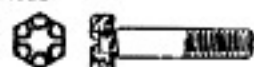
CUP POINT STYLES			
Cup Point	Knurled	Hexagon	
OTHER POINT STYLES			
Flat Point	Cone Point	Half-Dog Point	Oval Point

MS 122900-122939

Clamp Loop  
(Heat Resistant)

Steel

MS 35763-35764

Bolt, Self-Locking  
Hexagon HeadSteel  
2A Fit

Coarse and Fine Thread

MS 51053

Set Screws  
Spline SocketAlloy Steel  
Available  
in CRES.  
3A Fit

Coarse and Fine Thread

MS 124651-124850


Insert, Helical  
Coil

CRES.

MS 35790

Washer Lock  
100° CTSK  
External  
ToothPhos. Bronze  
Steel

MS 51054

Set Screw—  
Square Head  
Cup PointSteel  
2A Fit

MS 134351-134440

Ball, Precision  
Grade

CRES. Steel

MS 35810

Pin, Headed  
(Clevis)

Steel

MS 51056-51060

Set Screw—  
SlottedBrass  
CRES. Steel  
2A FitCoarse and Fine Thread  
CANCELLED—USE MS 51031, MS 51032,  
MS 51038-MS 51040

MS 150451-150500

Ball




Steel

MS 35914

Insert, Screw  
Thread, Self TappingCRES. Steel  
Steel  
2B Fit

MS 51093-51102

Screw, Cap  
Hexagon Head  
Drilled HeadAlloy Steel  
Steel  
CRES. Steel  
Al Alloy  
2A FitHEAD MARKINGS  
Coarse and Fine Thread

MS 171401-171900

Pin, Spring



CRES. Steel

MS 39081

Nut, Coupling  
Electrical,  
Plain HexAl Alloy  
2B Fit

SUPERSEDES AN3066

MS 51102-51112

Screw, Cap  
Hexagon Head  
Drilled ShankAlloy Steel  
Steel  
CRES. Steel  
Al Alloy  
2A FitHEAD MARKINGS  
Coarse or Fine Thread

MS 172201-172235

Washer, Key  
Bearing, Retaining

Steel

MS 39086

Pins, Spring,  
Tubular, CoiledSteel  
CRES. Steel

MS 51923

Pins, Spring,  
Tubular, CoiledSteel  
CRES. Steel

MS 172236-172270

Nut, Spanner  
Bearing, Retaining

Steel

MS 45901

Washer, Flat  
Electrical

Brass

MS 63040

Washer, Flat



Steel

SUPERSEDES AN970

MS 172271-172320

Washer, Key




Steel

MS 45904

Washer, Lock  
Internal-  
External Tooth

Steel

MS 75013

Pins, Straight  
Headless

CRES. Steel

MS 172321-172370

Nut, Spanner  
Aeronautical

Steel