








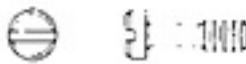
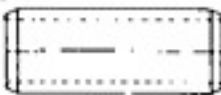

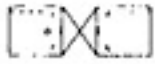



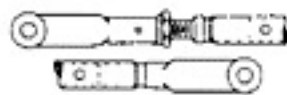




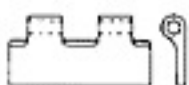








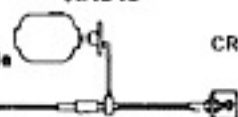
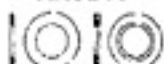
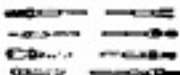



<p>NAS1</p> <p>100° Countersunk Rivet</p>  <p>See Spec.</p> <p>SUPERSEDED BY AN426</p>	<p>NAS50-51</p> <p>Rings- Internal, External Retaining</p>  <p>Steel Beryllium Copper</p>	<p>NAS144-158</p> <p>Bolt, Internal Wrenching</p>  <p>Alloy Steel</p>
<p>NAS2</p> <p>Lubrication Fittings</p>  <p>See Spec.</p> <p>INACTIVE FOR NEW DESIGN—USE AN944</p>	<p>NAS67-69</p> <p>Guide, Fastener Cowl Type</p>  <p>Steel</p>	<p>NAS170-171</p> <p>Clevis, Engine Control Rod: For Welding</p>  <p>Steel</p>
<p>NAS4-5</p> <p>Rod End</p>  <p>Alloy Steel Steel</p>	<p>NAS70</p> <p>Washer, Flat</p>  <p>Alclad Steel CRES. Steel Brass Vulc. Fibre Phenolic</p>	<p>NAS172-176</p> <p>Bolt, Internal Wrenching</p>  <p>Alloy Steel 3A Fit</p>
<p>NAS12</p> <p>Screws, Captive</p>  <p>Al Alloy</p> <p>INACTIVE FOR DESIGN</p>	<p>NAS75-77</p> <p>Bushing, Plain and Flanged, Press Fit</p>  <p>Steel Al Bronze</p>	<p>NAS183-184</p> <p>Studs Coarse and Fine Thread</p>  <p>Steel</p>
<p>NAS15-16</p> <p>Joint, Universal—Male and Female</p>  <p>See Spec.</p> <p>INACTIVE FOR DESIGN</p>	<p>NAS91-93</p> <p>Rod Assembly, Adjustable Clevis Ends</p>  <p>Steel</p> <p>AN486 NAS94 AN316 INACTIVE FOR DESIGN</p>	<p>NAS185</p> <p>Spacer, Split Screw and Bolt</p>  <p>Steel Alclad</p>
<p>NAS21</p> <p>Strip, Terminal Board</p>  <p>Plastic</p>	<p>NAS95-97</p> <p>Rod Assembly Fixed and Adjustable Ends</p>  <p>INACTIVE FOR DESIGN</p>	<p>NAS192</p> <p>Post, Binding Terminal Board</p>  <p>Steel</p>
<p>NAS34-45</p> <p>Pulley</p>  <p>Phenolic Al Alloy</p>	<p>NAS98-100</p> <p>Rod Assembly Adjustable Clevis Ends</p>  <p>Steel</p> <p>AN486 NAS101-2 AN316 INACTIVE FOR DESIGN</p>	<p>NAS200-203</p> <p>Round Head and 100° Countersunk Machine Screws</p>  <p>Steel Brass</p> <p>Phillips Recessed Frearson Recessed</p>
<p>NAS40-41</p> <p>Hinge, Half Continuous; Pin Continuous</p>  <p>Al Alloy Steel</p>	<p>NAS103-118</p> <p>Rod Assembly Adjustable Clevis Ends</p>  <p>Steel Al Alloy</p> <p>AN486 NAS103-110 AN316 AN665 INACTIVE FOR DESIGN</p>	<p>NAS220-227</p> <p>Brazier Head Machine Screws</p>  <p>Al Alloy Alloy Steel Mang. Bronze CRES. Steel (A-286)</p>
<p>NAS42-43</p> <p>Spacer, Rivet; Screw and Bolt</p>  <p>Al Alloy Alloy Steel Steel</p>	<p>NAS119</p> <p>Riveted Assembly</p>  <p>Al Alloy</p> <p>INACTIVE FOR DESIGN—USE NAS355</p>	<p>NAS228-235</p> <p>Brazier Head Machine Screw</p>  <p>Al Alloy Bronze Alloy Steel</p> <p>Frearson Recessed INACTIVE FOR DESIGN SEE NAS220-224; NAS623</p>
<p>NAS44</p> <p>Busbar Electrical</p>  <p>Copper Al Alloy</p>	<p>NAS139-140</p> <p>Studs, Coarse and Fine Thread</p>  <p>Steel</p> <p>SUPERSEDED BY NAS183/184</p>	<p>NAS245-276</p> <p>Fittings; Nipple, Unions, Elbows, Plugs</p>  <p>Plastic</p> <p>INACTIVE FOR DESIGN</p>
<p>NAS49</p> <p>Fitting, Engine Cable Control</p>  <p>Al Alloy CRES. Steel Steel</p> <p>INACTIVE FOR DESIGN</p>	<p>NAS143</p> <p>Washers, Countersunk and Plain</p>  <p>Chrome Molybdenum Steel</p> <p>INACTIVE FOR DESIGN—SEE MS 20002 for use with Bolts NAS144-158 and NAS172-176</p>	<p>NAS302-310/312-320/322-330</p> <p>Cable Assembly Swaged Type—Terminal Type I and II</p>  <p>Steel CRES.</p>

NAS333-340100° Close Tolerance
Bolt, High Strength
Drilled and UndrilledSteel
Available in
Ti Alloy
3A FitINACTIVE FOR DESIGN
HEAD MARKING—NAS PART NO. AND JBearing-
Sintered, PlainSintered Metal
Copper Base
Iron Base**NAS451**

Plug, Button

Steel
Brass

INACTIVE FOR DESIGN

NAS354-362Control Rod,
Tube AssemblySteel
Al Alloy**NAS431-432**Bearing-Ball,
Rod End TypeSteel
CRES. Steel

INACTIVE FOR DESIGN

NAS452-453Rivnut-100°
CTSK, Head;
Flat Head

See Spec.

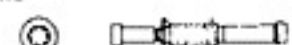
INACTIVE FOR DESIGN

Rod-Ends See AN481-490
Rivets See MS 20470
SUPERSEDES NAS97, NAS101, NAS109,
NAS110, NAS114, NAS119**NAS434-435**Clamp, Loop
Type, Sheet
Metal NutAl Alloy
Steel

INACTIVE FOR DESIGN

NAS454-455

Rivet, Blind



Al Alloy

INACTIVE FOR DESIGN

NAS376-379Pulley-Control
Secondary, Flight,
Heavy DutyCRES. Steel
Al Alloy**NAS436-437**Clamp-
Harness
Wire Bundle


Steel

INACTIVE FOR DESIGN

NAS456-457Ring Locking
and Sleeve

Steel

INACTIVE FOR DESIGN

NAS382-383Bushings-Pulley,
BearingSteel
Phenolic**NAS442**Latch, Flush
TypeCRES. Steel
(Also Monel)Washer,
Tab Type

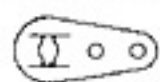
Steel

NAS460**NAS384-389**100° Oval Head
82° Oval Head
Phillips Recessed

Steel

NAS443Nut, Self-Locking
Internal Wrenching

Steel

NAS463Shim, Anchor
Nut, PlainSteel
CRES. Steel
Al Alloy**NAS416-421**Flange-Connection,
GasketSteel
Al Alloy
AN-HH-G-171**NAS444-445**Nut, Double
Lug, Anchor
Type; OffsetSteel
CRES. Steel

INACTIVE FOR DESIGN


NAS464Bolt, Shear
Close ToleranceSteel
3A Fit**NAS423**Master and
Ignition Switch

See Spec.

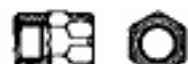
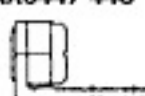
NAS446Nut, Flat
Type

Steel

USE AN530 SCREW

NAS476-478Clamp-Cushion
Lug Type; ConduitAl Alloy
Syn. Rubber


INACTIVE FOR DESIGN

NAS424Coupling,
TubeSteel
Al Alloy**NAS447-448**Plate Nut,
Self-LockingSteel
Al Alloy

INACTIVE FOR DESIGN

NAS479-482Clip-Angle
or Channel;
Tubular; Fuse,
ElectricalSteel
Beryllium Copper

INACTIVE FOR DESIGN

NAS427Pin, Pulley
GuardSteel
Al Alloy**NAS449**Nut, Anchor
TypeSteel
CRES. SteelINACTIVE
FOR DESIGN**NAS487-489**Nut-Instrument
Mount; "J" Type;
Latching TypePhos. Bronze
Brass
Steel

INACTIVE FOR DESIGN

NAS428Bolt-Adjusting
Crowned,
Hexagon HeadAlloy Steel
3A FitDrilled
Head Slotted
Shank**NAS450**Nut Plate,
Self-LockingSteel
Al Alloy







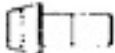


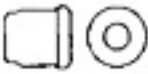




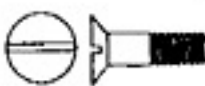
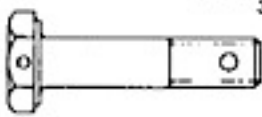



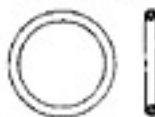



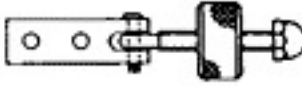
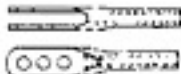
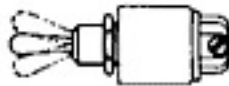
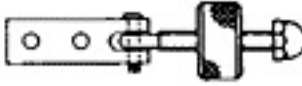

INACTIVE FOR DESIGN

NAS490-491

Shock Mount

Steel
Al Alloy
Monel
AN-1-16

INACTIVE FOR DESIGN

NAS492-493 Stud-Trimount; Stud Steel Brass  INACTIVE FOR DESIGN	NAS513 Washer, Rod End Locking Steel  	NAS548 100° Flat Head Tapping Screw Type "B" Slotted Phillips Frearson Steel 
NAS494 Terminal-Ball Type Cable Flanged CRES. Steel  INACTIVE FOR DESIGN	NAS514 100° Flat Head Full Threaded Machine Screw Alloy Steel  	NAS549 Washer, Flat Phenolic  Optional Fittings NAS1236-NAS1240
NAS495 Bolt, Internal Wrenching High Tensile Alloy Steel 3A Fit  INACTIVE FOR DESIGN— See MS 20004-20024	NAS516 *CANCELLED Fitting, Lubrication Steel  	NAS557 Grommet Split Nylon 
NAS497 Fitting Lubrication Steel  INACTIVE FOR DESIGN	NAS517 100° Close Tolerance Machine Screw Alloy Steel Available in Ti Alloy  	NAS558-559 Key, Square; Lock-Rod End Steel Alloy Steel 
NAS500 Shim-Anchor Nut, CTSK. Steel CRES. Steel Al Alloy  	NAS530 Pulley, Secondary Al Alloy  INACTIVE FOR DESIGN—SEE MS 20219	NAS560 100° Structural Machine Screw, High Temperature Non-Magnetic CRES. Steel AMS5735 (A-286) Discalloy Inconel "X" 2A & 3A Fit  Head Marking Phillips Recessed Frearson Recess— INACTIVE FOR DESIGN
NAS501 Bolt, Hex Head Drilled and Undrilled CRES. Steel 3A Fit  Dimension equivalent to AN3-20 Example of NAS Part Number ADD "A" after Dash No. for UNDRILLED (-10A) ADD "H" before Dash No. and "A" after Dash No. for DRILLED HEADS ONLY (6H10A) No. (6-10) DRILLED SHANK ONLY ADD (—) before Dash No. (6-10) DRILLED SHANK ONLY	NAS532 Guard, Switch Toggle Steel Plastic  INACTIVE FOR DESIGN—SEE MS 25214	NAS561 Pins-Spring Heavy Duty CRES. Steel Steel 
NAS508 Rivet, Universal Head Monel  INACTIVE FOR DESIGN—SEE MS 20615	NAS534-536 Ring, Flexible; Washer; Adapter Al Alloy Phenolic  	NAS563-572 Bolt, Full Thread Indented Head Drilled Head Alloy Steel 3A Fit 
NAS509 Nut, Jam Drilled Steel Available in CRES.  	NAS537-538 Bushings, Plain Alloy Steel Al Bronze  	NAS573 Clamp Assembly Electronic Equipment Al Alloy CRES. Steel 
NAS510-511 Link Assembly, Cable Take-Up Steel Available in CRES.  	NAS534-546 Switch, Toggle Single Pole; Nut, Mounting; Locking Ring Steel  	Retaining Ring NAS670 Cotter Pin MS 24665 (AN381) Clevis Pin MS 20392 (AN392) 
DETAIL PART NUMBERS AN155 Turnbuckle Barrel AN23 Clevis Screw AN960 Plain Washer AN364 Self-Locking Nut 	Lockwasher AN936 *Locking Ring NAS546 *Nut NAS545 Screw AN508 *INACTIVE FOR DESIGN—See MS 25081/2	NAS574 Pin, Rear Mounting Electronic Equipment CRES. Steel Al Clad Steel  Attaching Bolt AN3-4A

NAS577-578

Nut, Self-Locking
Floating Barrel;
Retainer



Steel

NAS645-651

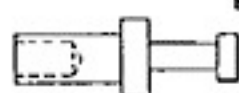
Fork and Eye
Turn Buckles;
Barrel, Terminal,
Turnbuckles, Cable
and Clip, Locking



Steel
CRES. Steel

NAS704-709

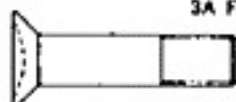
Terminal, Stud;
Turret Types



Brass

NAS583-590

Bolt 100" Head
"Hi-Torque," Close
Tolerance
160,000 PSI



Steel
3A Fit

NAS653-658

Hexagon Head
Bolt, Close
Tolerance
Drilled Shank
Optional



Ti Alloy per
*NAS621
3A Fit

*4Al-4Mn and 6Al-4V

NAS720

Pen Head
Screw; Assembled
Lock Washer and
Flat Washer;
Slotted



Steel
Brass
CRES. Steel
2A Fit

NAS600-606

Pan Head
Machine Screw,
Aircraft—
Phillips Recessed



Alloy Steel
3A Fit

NAS662

100" Flat Head
Machine Screw;
Regular and Self-
Locking



Steel
CRES. Steel
Brass
2A Fit

Self-Locking
Head Marking

Phillips
Recess


Slotted

Lockwasher
AN395 (Medium)
or MS35338

Flat Washer
Reduced O.D.
NAS620

NAS607

Pin, Headless
Dowel



Steel
Available in
CRES.

NAS663-668

100" Flat Head
Bolt, Close
Tolerance



Ti Alloy per
*NAS621
3A Fit

*4Al-4Mn and 6Al-4V "Hi-Torque" "Phillips" Recess Recess

NAS721-725

Miniature Screws
Slotted



CRES. Steel
Brass
Nickel Silver

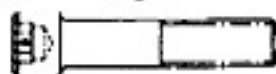
Fillister Pan 100" flat Binding

NAS608-609

Screw, Hex
Socket Cap;
Plain and Self-
Locking—
Drilled Head
1936 Series



Steel
CRES. Steel
Alloy Steel
3A Fit



Head
Marking
Per NAS 1347

INACTIVE FOR DESIGN—See NAS1351/2

NAS669-670

Ring, Retainer



Steel
Beryllium
Copper

NAS810-820

Cap Protectors
Fittings



Plastic

NAS671

Nut, Plain
Hexagon—
Small Pattern



Steel
CRES. Steel
Brass
2B Fit

NAS945-947

Cap Protectors,
Fittings



Plastic

NAS610-616

Pan Head
Machine Screw

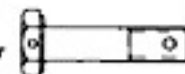


Alloy Steel
2A & 3A Fit

INACTIVE FOR DESIGN—See NAS600-606

NAS673-678

Hexagon Head
Bolt, Close
Tolerance
Drilled Head or
Drilled Shank

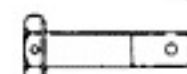


Ti Alloy per
*NAS621
3A Fit

*4Al-4Mn and 6Al-4V

NAS1003-1020

Bolt, Machine
Hexagon Head
Drilled Head/
Drilled Shank
Undrilled



CRES. Steel
(A-286)
3A Fit

NAS620

Washer Flat
Reduced O.D.



Steel
Al Alloy
Brass
CRES. Steel

NAS679

Nut, Self-Locking
Low Height
550° F, 800° F



Steel
CRES. Steel
(A-286)
3B Fit

NAS1021-1022

Nut, Self-Locking
Full and Shear
250° F, 500° F, 800° F



Al Alloy
CRES. Steel
Steel
Monel
3B Fit

NAS622

Hook Support
Electronic
Equip. Clamp



Steel
CRES. Steel

NAS680-687

Nut, Plate
Self-Locking
550° F, 800° F



Steel
CRES. Steel
(A-286)
3B Fit

NAS1023-1033

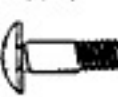
Nut, Self-Locking
Plate Types
250° F, 450° F, 800° F



Al Alloy
CRES. Steel
Steel
3B Fit

NAS623

Pan Head
Machine Screw,
Short Thread
160,000 PSI
Phillips Recess

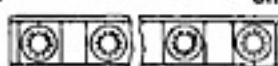


Alloy Steel

Head Markings

NAS688-695


Nut, Self-Locking
Gang
Channel



Steel
Al Alloy
CRES. Steel
3B Fit

NAS1034-1041

Nut, Self-Locking
Gang Channel
250° F, 550° F,
800° F




Al Alloy
Steel
CRES. Steel
3B Fit

Non-CTSK. 100° CTSK.

NAS624-644

Bolt 12 Pt.
External
Wrenching
180,000 PSI



Alloy Steel

NAS696-698

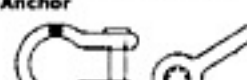
Nut, Plate
Self-Locking
550° F, 800° F



Steel
CRES. Steel
(A-286)
3B Fit

NAS1042-1044

Shackle Anchor



Steel
Alloy Steel

NAS1045

Thimble-Heavy
(Wire Cable)



Steel

NAS1098

Nut, Tube
Fitting



Aluminum
Steel
CRES. Steel

NAS1193

Locking Device

CRES. Steel (4104)
17-4 PH



NAS1046-1053

Clip-Wire Rope;
Turn Buckle;
Chain-Welded;
Slinglink, Hooks;
Eye Bolt



Steel
Alloy Steel

NAS1100-1102

Screw,
Torq-Set®
Full Thread



Alloy Steel
CRES. Steel
(A-286)
3A Fit

NAS1195

Shim, Anchor
Nut; Miniature



Steel
CRES. Steel
Al Clad
Al Alloy
Titanium
Al Alloy

NAS1061

Lockwasher
High-Temperature



CRES. Steel

Flat
Fillister

Pan Head

100° Flat Head
Coarse and Fine Thread

NAS1197

Washer, Flat



CRES. (A-286)

NAS1067-1068

Nut, Plate
Self-locking
500°F, 800°F



Steel
CRES. Steel
3B Fit

NAS1103-1120

Bolt, Hex Head
Close Tolerance
160,000 psi
Drilled Shank/Undrilled



Alloy Steel
3A Fit

NAS1198-1200

Rivet, Solid



NAS1071-1073

Switch Toggle;
and Guards



Steel

Nut
MS25082

Screw
AN508

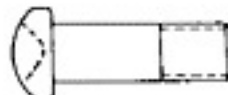
Locking
Ring
MS25081

Lockwasher
AN935

ALSO SEE MS25016/MS35058/
MS35059/MS25068

NAS1121-1128 NAS1131-1138

Bolt, Torq-Set®
Short Thread



Flat Fillister

Pan Head

Alloy Steel
CRES. (A-286)
*Ti Alloy
3A Fit

*Per NAS621 (4Al-4Mn and 6Al-4V)

NAS1201

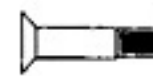
Head Chain
Components and
Assembly



Brass
CRES. Steel

NAS1202-1210

Bolt, 100° Close
Tolerance
160,000 PSI
Drilled/Undrilled
Shank



Alloy Steel
3A Fit

Phillips Recess

NAS1080

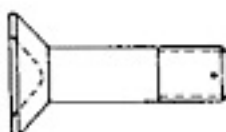
Collar
Lockbolt



Aluminum
Steel

NAS1141-1148 NAS1151-1158

Bolt, Torq-Set®
Short Thread



Brazier Head

100° Flat Head

Alloy Steel
CRES. (A-286)
*Ti Alloy
3A Fit

*Per NAS621 (4Al-4Mn and 6Al-4V)

NAS1211-1213


Fitting, Tie Down
Strap End; Strap



Steel
Al Alloy
Cotton
Nylon

NAS1081

Set Screw,
Self-Locking
Hex Socket;
250°F



Alloy Steel
CRES. Steel
3A Fit

Type A
Flat Pt.

Type B
Cone Pt.

Type D
Cup Pt.

NAS1216-1218

Pan Head
"Hi-Torque®"
Bolt



CRES. Steel
Alloy Steel
CRES. (A-286)
3A Fit

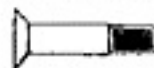
Full
Thread

Short
Thread

Long Thread

NAS1083-1088

Bolt 100°
Flat Head,
Close
Tolerance



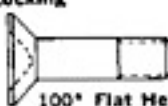
Ti Alloy
Per NAS621

"Hi-Torque®" "Phillips"
Recess Recess

*4Al-4Mn and 6Al-4V

NAS1161-1168

Bolt, Self-Locking
Torq-Set



100° Flat Head

Alloy Steel
Available in
CRES. (A-286)
3A Fit

NAS1171-1178 NAS1181-1188

Bolt, Self-Locking
Torq-Set® 250°



Alloy Steel
Available in
CRES. (A-286)
3A Fit

NAS1219-1221

100° CTSK.
"Hi-Torque®"
Bolt



CRES. Steel
Alloy Steel
CRES. (A-286)
3A Fit

Full
Thread

Short
Thread

Long
Thread

NAS1096

Screw-Hex
Head, Recessed



Alloy Steel

NAS1097


Rivet-Solid
100° Flush
Shear



Al Alloy

NAS1189-1191

Screw, Self-Locking
Full Thread, 250°
Phillips and
Torq-Set®



Alloy Steel
CRES. (A-286)
3A Fit

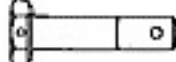
NAS1222
Insert, Helical
Coil, Self-Locking CRES. Steel



Inactive for Design—See MS 21209

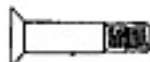
NAS1223-1235

Bolt, Self-Locking
Hex Head, 250°F Alloy Steel
CRES. Steel
3A Fit



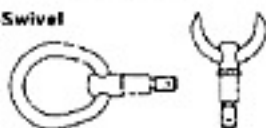
NAS1243-1250

Bolt, 100° Head
"Hi-Torque" 160,000 PSI Steel
3A Fit



NAS1251

Eye Bolt-Swivel Steel



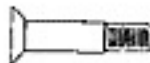
NAS1252

Washer Flat Al Alloy



NAS1253-1260

Bolt, 100° Head
"Hi-Torque" 160,000 PSI Steel
3A Fit



NAS1261-1265 NAS1266-1270

Bolt, Hex Head
Close Tolerance 6Al-4V
Per NAS621
3A Fit



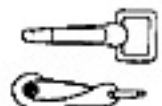
NAS1271-1280

Bolt, 12 Pt.
External
Wrenching 6Al-4V
Per NAS621
3A Fit



NAS1281-1282

Hook Snap
Spring Cast Iron
Spring Steel




NAS1284-1285

Buckle, Web
Strap; Safety
Hook



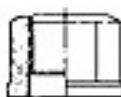
NAS1286

Connecting
Link Steel



NAS1287-1288

Nut, Hex
Self-Locking;
Nut and Washer
Shear Pin



Alloy Steel
AMS5756
3B Fit

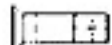
NAS1291

Nut, Self-Locking
Hexagonal Low
Height, 450°F, 800°F Steel
CRES. Steel
(A-286)
3B Fit



NAS1292-1296

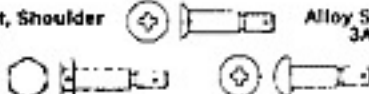
Pin-Threaded
Shear-100° CTSK. Alloy Steel
Rene '41
3A Fit



Use with NAS1287 or NAS1288 Nut and
NAS1288W Washer

NAS1297-1299

Bolt, Shoulder Alloy Steel
3A Fit



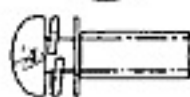
NAS1300

Thumb Screw
Drilled/Undrilled Steel
CRES. Steel
2A Fit



NAS1301

Screw, Pan
Head, Assembled
Washers
Phillips Recess Steel
Brass
CRES. Steel
2A Fit



Lockwasher—MS3533B Flat Washer

NAS1303-1320

Bolt, Hex Head
Close Tolerance
160,000 PSI
Drilled/Undrilled Alloy Steel
3A Fit



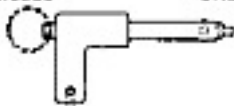
NAS1329-1330

Nut-Blind
Rivet-Internal
Thread Al Alloy
Steel
CRES. Steel
3B Fit



NAS1332-1346

Pin, Quick Release CRES. Steel



NAS1351-1352
Socket Cap
Screw-Hex
1960 Series
Drilled/
Undrilled Alloy Steel
CRES. Steel
3A Fit



Plain Self-Locking

NAS1353-1366

Pin, Quick Release Per NAS1332



NAS1368

Grommet
Filp-Type Plastic



NAS1380-1381

Stud, Welding Steel
CRES. Steel



NAS1382-1385

Fitting, Tie
Down, Strap
End, Strap
Assemble Steel
Zinc Alloy
Cotton
Nylon



NAS1386

Eyelet,
Electrical Brass
Copper
(Gold/Cad.
Plated)



NAS1393

Screw, 82°
Flat Head
"Torq-Set®" Alloy Steel
CRES. Steel
3A Fit



NAS1394-1395

Insert-Threaded
Metal, Lt. Wght.
Regular and Self-
Locking Steel
CRES. Steel
(A-286)
3B/3A Fit



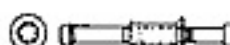
NAS1397

Clamp-Loop Nylon




NAS1398-1400

Rivets-Blind Al Alloy
Monel
CRES. (A-286)



NAS1401

Washer, Radius Al Alloy
CRES. Steel
Steel



NAS1402-1406

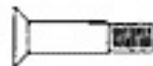
Pan Head
Aircraft Screw
Phillips Recess
160,000 PSI



Alloy Steel
2A Fit

NAS1503-1510

Bolt, 100° Head,
"Hi-Torque®"



Alloy Steel
3A Fit

NAS1588

Bolt, Shear
Hex Head
1200°F



CRES. (U-212)
Per NAS1597
Cond. F
3A Fit

NAS1407

Pin-Spring,
Coiled



Steel
CRES. Steel

NAS1512-1513

Nut, Self-Locking
Gang Channel



Steel
Al Alloy
CRES. Steel

NAS1593-1596

Packing
"O" Ring
Preformed



Syn. Rubber

NAS1408-1409

Nut, Self-Locking



Steel
CRES. Steel
2B Fit

NAS1515

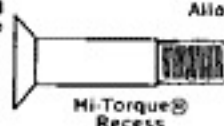
Washers



Plastic
Syn. Rubber

NAS1603-1610

Bolt, 100° Head
Close Tolerance
160,000 PSI



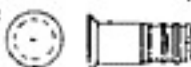
Alloy Steel
3A Fit

Phillips
Recess

Hi-Torque®
Recess

**NAS1414-1422
NAS1424-1432**

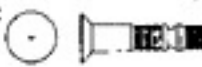
Lockbolt-Shear
100° Head, Flat
Head



Alloy Steel

**NAS1516-1522
NAS1525-1532**

Lock Bolt, 100°
Head; Protruding
Head



Al Alloy

NAS1611-1613


Packing
"O" Ring
Preformed



Syn. Rubber

NAS1431

Rod, Continuous
Thread

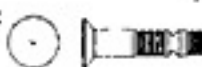


Steel
CRES. Steel
2A Fit

Cancelled—See NAS1454

**NAS1535-1542
NAS1546-1552**

Lock Bolt, 100°
Head; Protruding
Head



Al Alloy

**NAS1620-1628
NAS1630-1634**

Screw-
Torq-Set®
100° Flat Head



Alloy Steel
CRES. (A-286)
3A Fit

Pan Head

**NAS1436-1442
NAS1446-1452**

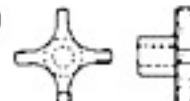
Lockbolt, Shear
100° Head;
Protruding
Head



Alloy Steel

NAS1553

Knobs, Hand



Alloy Steel
Al Alloy
Available
in CRES.

NAS1635

Screw Pan Head
Phillips Recess
Regular and Self-
Locking



CRES. Steel
(Non-Mag.)
2A Fit

NAS1454

Rod, Continuous
Threaded



Steel
CRES. Steel
2A Fit

NAS1578-1579

Bolt, Pan
Head, 1200°F
185,000 PSI



CRES. (U-212)
Per NAS1597
Cond. F
3A Fit

Torq-Set®

Hi-Torque®

NAS1703-1710

Bolt, 100° Head
Close Tolerance
160,000 PSI



Steel
3A Fit

NAS1463-1464


Clip, Spring



Steel
Beryllium Copper

NAS1580-1582

Bolt, 100° Flush
Head, 1200°F
185,000 PSI



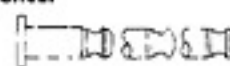
CRES. (U-212)
Per NAS1597
Cond. F
3A Fit

Torq-Set®

Hi-Torque®

**NAS1806-1816
NAS1906-1916**

Rivet, Hi-Shear



Ti Alloy
per NAS621

NAS1473

Nut, Cap, Self-Sealing,
Self-Locking, Two
Lug Floating, Plate



Steel
CRES. Steel
3B Fit

NAS1583-1585


Pin, Hi-Shear
1200°F; Collar
100° CTSK.



Inconel "X"
Per AMS 5667

NAS2803-2810

Bolt, 100° Head
Torq-Set
180,000 PSI



Alloy Steel
3A Fit

NAS1493

Lock Nut
Bearing,
Retaining



Steel

NAS1586

Bolt, 12 Pt.
Ext. Wrenching
1200°F;
Drilled/
Undrilled




Bolt

CRES. (U-212)
Per NAS1597
Cond. F
3A Fit

**NAS2903-2920
NAS3003-3020**

Hex Head
Bolt, Close
Tolerance,
160,000 PSI



Alloy Steel
3A Fit

Drilled / Undrilled

NAS1496-1502

Lock Bolt-
Protruding Head



Alloy Steel

NAS1587

Washer
1200°F




Plain

CTSK.
CRES. Steel
Type 321/347

**NAS3103-3110
NAS3203-3210
NAS3303-3305**

Bolt; Hook



Steel
CRES. Steel
2A Fit