

## NX9 UI

Many ways to display toolbars / icons / galleries

Lots of customising options

Main problem is complexity – users won't have time/patience/ability to sort it out properly

NX is a tool, and not the only thing they do

Tabbed ribbon is great for maximum use of space, but the set-up is overly complex

Would have preferred something much simpler

- A natural progression from 7.5/8.5 full screen toolbar collector, which works well

NX is *very* different to MS Office

I've done a quick mock up from 7.5 screenshots to explain on next page

## Toolbars Mode

This has been mentioned as an option while material is prepared etc. for standard mode

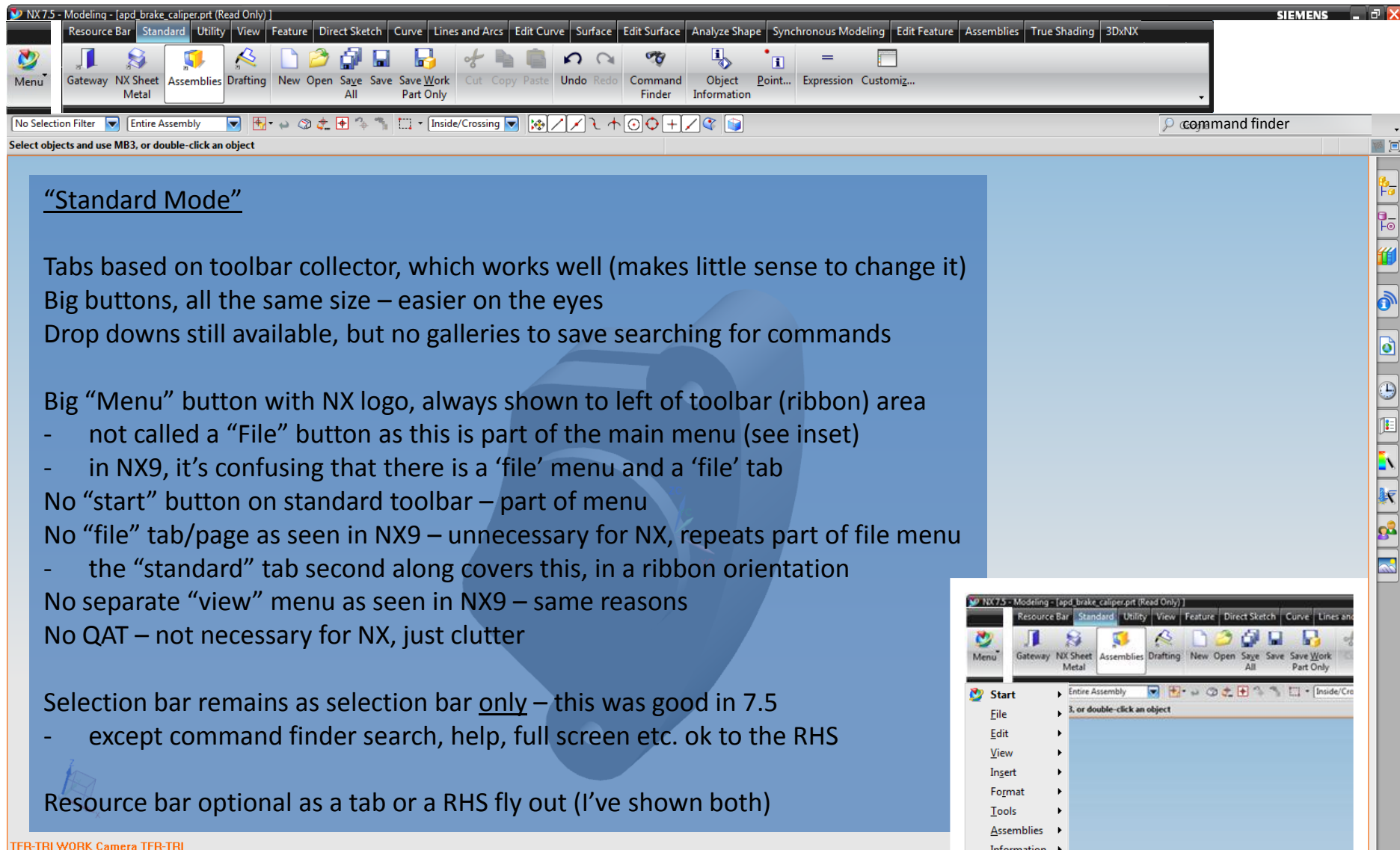
If NX9 was simple, then I'd suggest having no toolbars mode at all

- means having 2 modes to train which is time consuming (and dull)

But with current UI, I think users already on full screen will struggle to adapt, and users still on toolbars will have no chance, so we'd be stuck with toolbars mode.

- full screen users will likely see this as a backwards step

Will suggest skipping NX9, hopefully NX10 UI will be simpler...

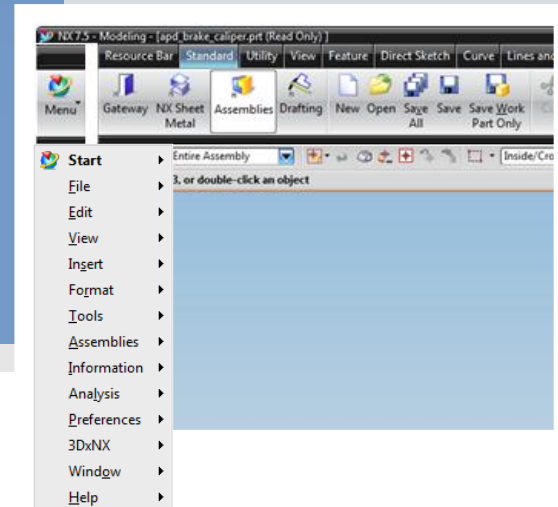


**“Standard Mode”**

- Tabs based on toolbar collector, which works well (makes little sense to change it)
- Big buttons, all the same size – easier on the eyes
- Drop downs still available, but no galleries to save searching for commands
- Big “Menu” button with NX logo, always shown to left of toolbar (ribbon) area
  - not called a “File” button as this is part of the main menu (see inset)
  - in NX9, it’s confusing that there is a ‘file’ menu and a ‘file’ tab
- No “start” button on standard toolbar – part of menu
- No “file” tab/page as seen in NX9 – unnecessary for NX, repeats part of file menu
  - the “standard” tab second along covers this, in a ribbon orientation
- No separate “view” menu as seen in NX9 – same reasons
- No QAT – not necessary for NX, just clutter
- Selection bar remains as selection bar only – this was good in 7.5
  - except command finder search, help, full screen etc. ok to the RHS
- Resource bar optional as a tab or a RHS fly out (I’ve shown both)

TFR-TRI WORK Camera TFR-TRI

*Don’t think the MS office UI carries over very well, results in overly complex layout, duplicate methods for accessing functions, too much customising. Main thing I’m trying to do here is to keep it simple.*



## “Home” Tab

Similar to “grouping” toolbars in 7.5 full screen (e.g. “modelling”, “drafting”)

Collects frequently used commands from other ribbons

Intended to be a quick use, all-in-one ribbon for simpler models

In theory a good idea, but for simple models it should be a simple ribbon

In NX9, it tries to capture a lot of commands, with galleries and small buttons etc.

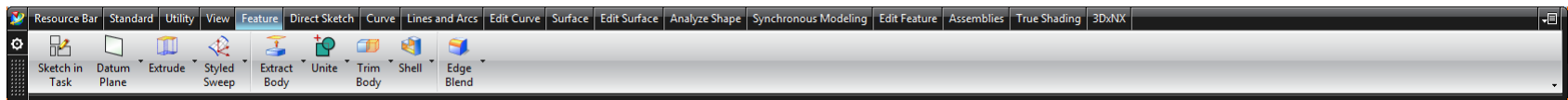
For new users, result is confusing and difficult to set up

- how to choose which buttons to display, and in which position / size

More experienced users may just turn it off

- I turned the “grouping” toolbars off in 7.5 because I found them repetitive
- Personally prefer to just select a tab e.g. “feature”, and choose from a well spaced out toolbar
- Find that quicker than looking through the “grouping” toolbars

My 7.5 modelling toolbars as an example, which doesn’t have the “modelling” tab:



## Suggestion

Make the “Home” tab simpler, with fewer commands displayed, all with large buttons – no galleries

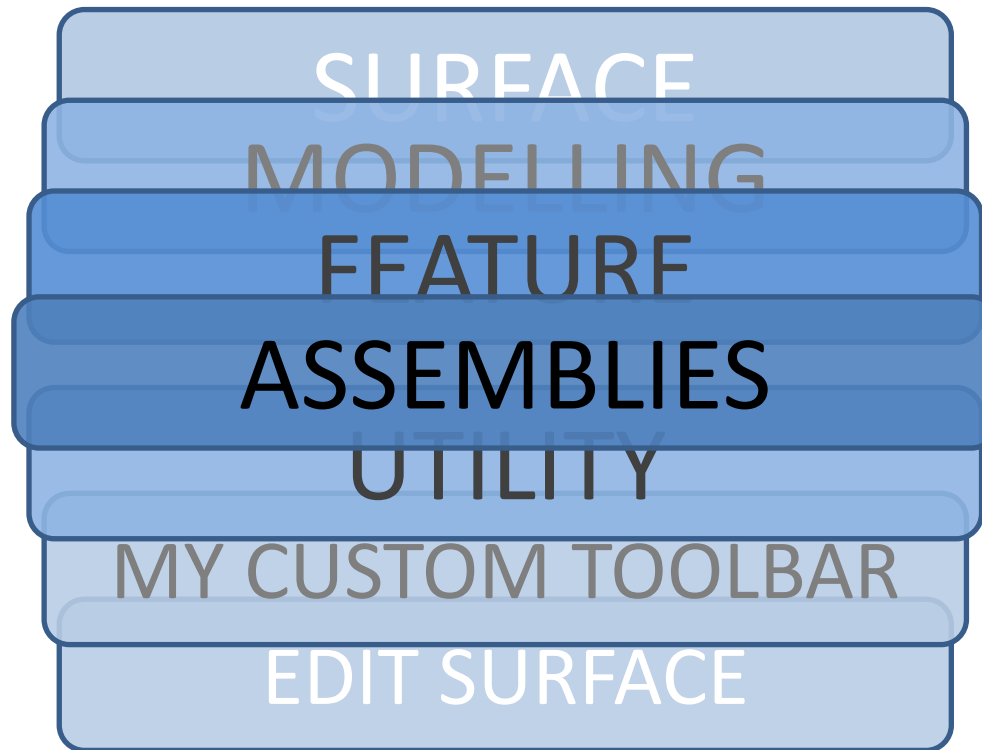
Would be easier both to set up, and to actually use when creating a “quick” model

Make it optional as well (can’t remember if it was)

*Note that it’s different to the MS Home tab which is a toolbar in its own right*

## Full screen mode and radial pop ups

We have always liked the radial pop ups and full screen mode, pressing the Alt button to access the active menu on the screen is great however there is no clue as to which menu is next to appear in true full screen, so I would like to see something similar to Apple's cover flow. Also the radial pop ups really need further development, perhaps to be more of a cart wheel in a similar way that Alias works (although it has to be better than Alias).



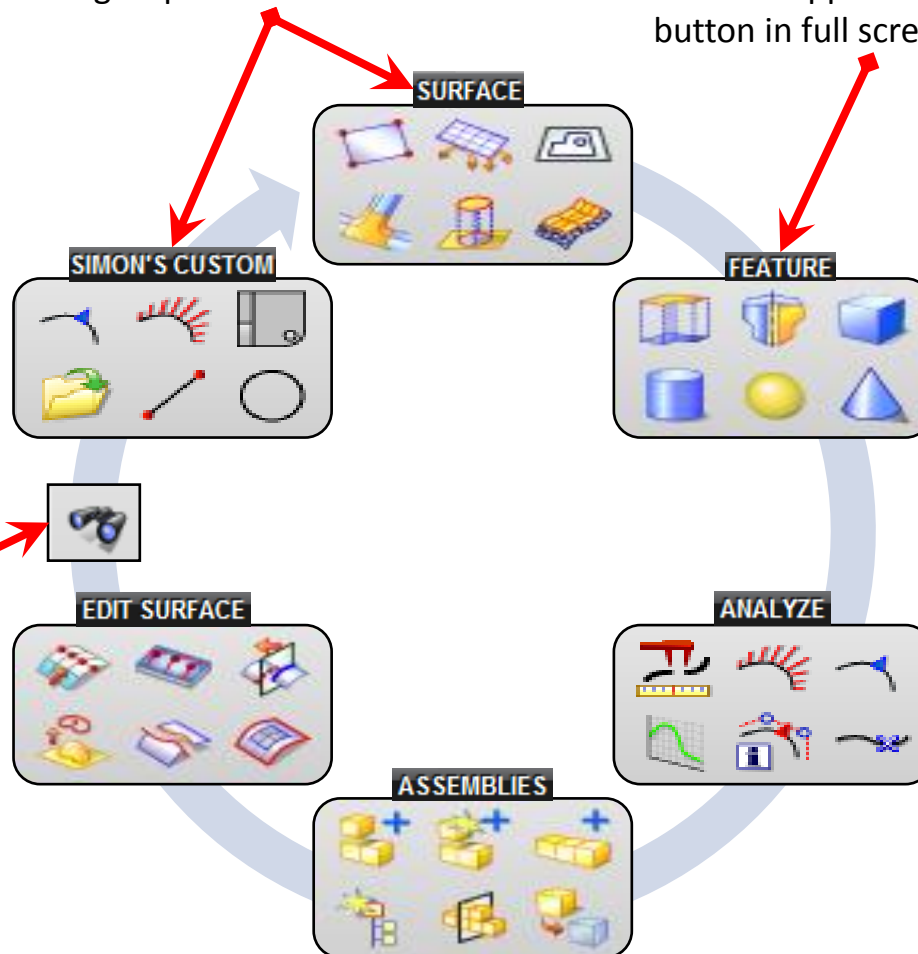
Barrel rolling menu.  
Press Alt once to make appear.  
Scroll mouse wheel to move roll through menus  
Click mouse button once anywhere on screen to activate full menu, just like Apple cover flow.  
Fully customisable

1. Customizable radial pop ups of 6? 9? Or 12? Buttons.
2. 3 radial rings available as per current system, 1 for each mouse button.
3. Up to 8 groups gives 96 commands on each mouse button.
4. Number of groups set by user (1-8).
5. Context sensitive as per current radial pop-up's.

Access to command finder

Ability to add name tags to command groups.

Clicking name tag could also be hyperlink for the full menu to appear as per Alt button in full screen mode.



Development suggestion for working in full screen mode and with radial pop-up's