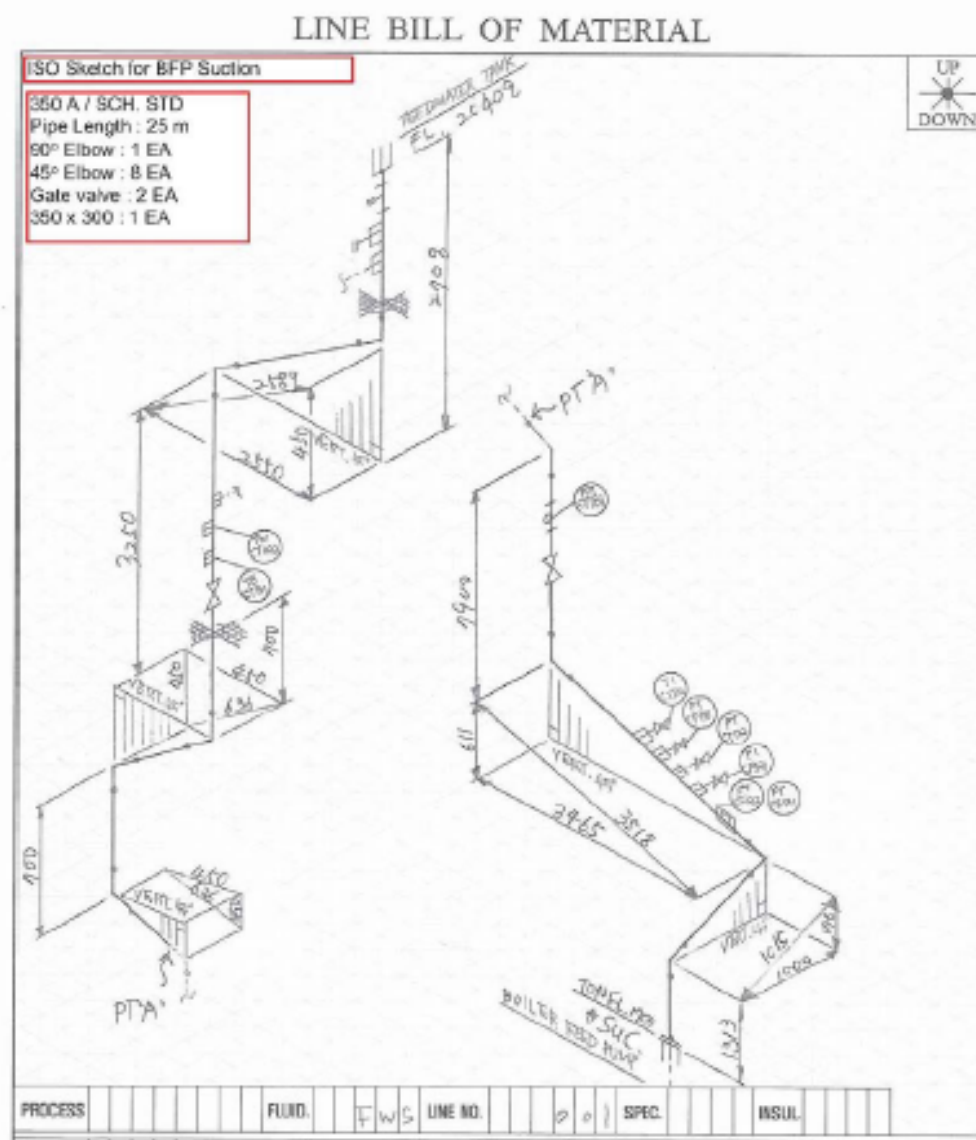


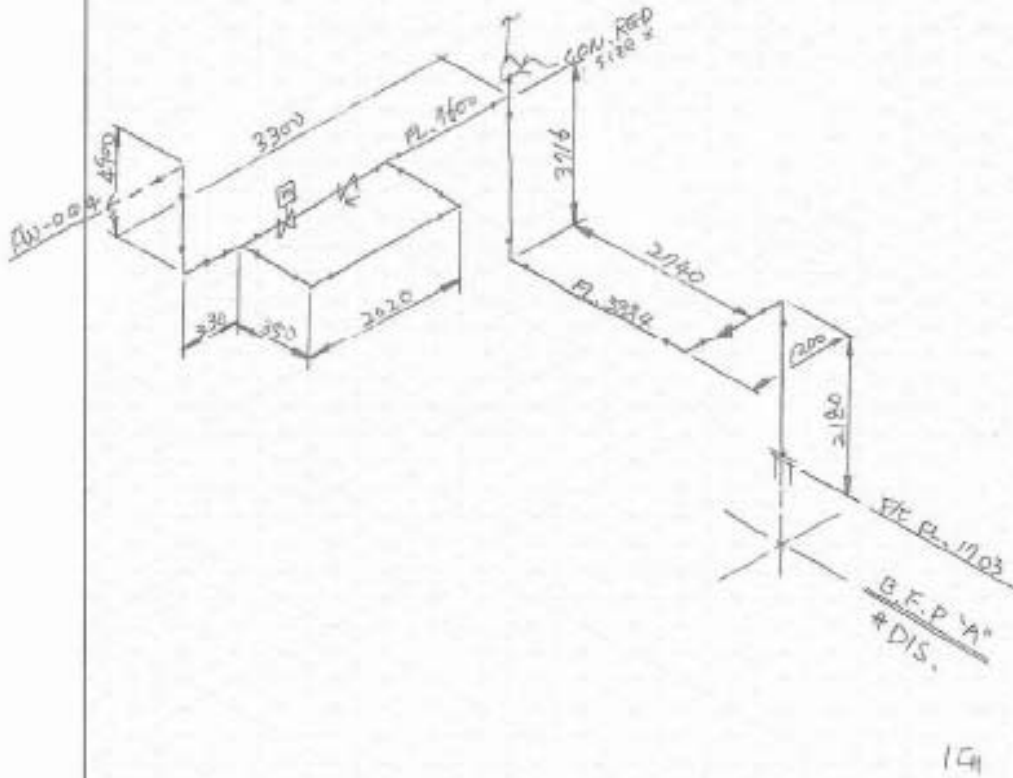
5. ISO Sketch for BFP Suction Line



LINE BILL OF MATERIAL

ISO Sketch for BFP Discharge Line - 1

350 A / Ik : 51mm
Pipe Length : 19 m
90° Elbow : 6 EA
Check valve : 1 EA
Gate valve : 1 EA
300 x 350 : 1 EA



| PROCESS | | | | | | FLUID | | F W | LINE NO. | 005 | SPEC. | B B | D | INSUL. | | |
|---------|--|--|--|--|--|-------|--|-----|----------|-----|-------|-----|---|--------|--|--|
|---------|--|--|--|--|--|-------|--|-----|----------|-----|-------|-----|---|--------|--|--|

LINE BILL OF MATERIAL

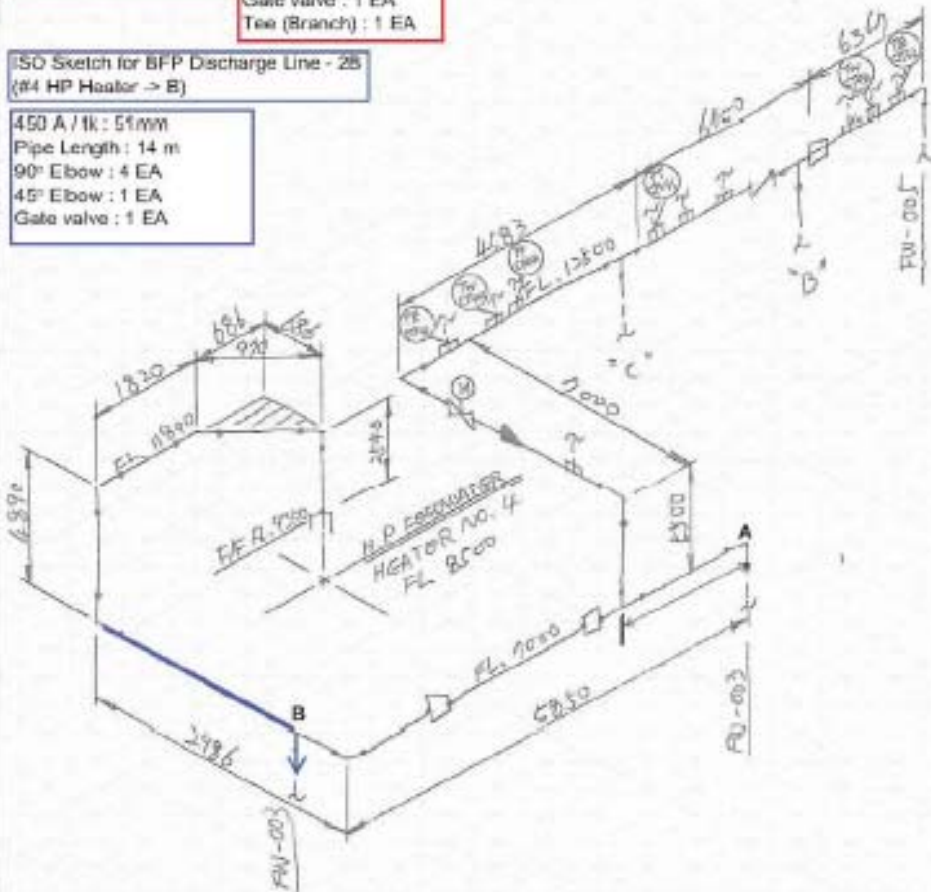
ISO Sketch for BFP Discharge Line - 2A
(BFP → A)

350 A / tk : 51mm
Pipe Length : 7 m
350 x 450 : 1 EA

450 A / tk : 51mm
Pipe Length : 27 m
90° Elbow : 4 EA
Check valve : 1 EA
Gate valve : 1 EA
Tee (Branch) : 1 EA

ISO Sketch for BFP Discharge Line - 2B
(#4 HP Heater → B)

450 A / tk : 51mm
Pipe Length : 14 m
90° Elbow : 4 EA
45° Elbow : 1 EA
Gate valve : 1 EA

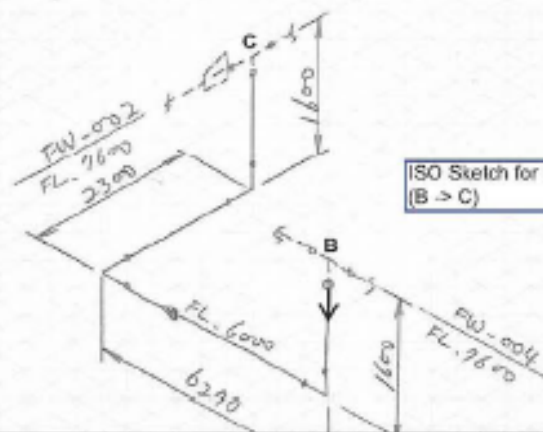
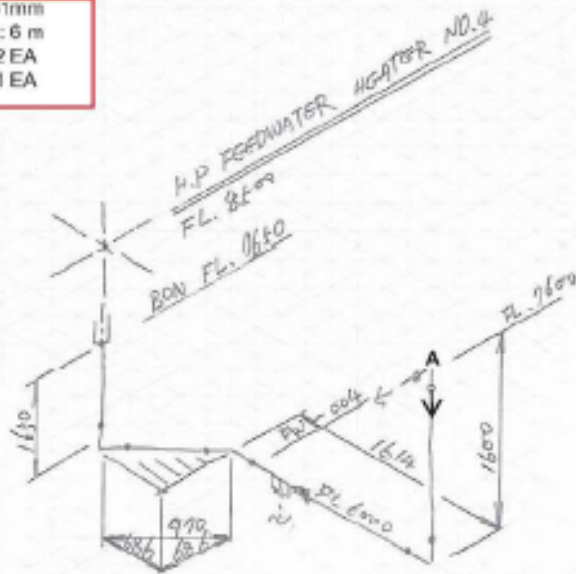


| PROCESS | FLUID | FW | LINE NO. | 00 | Q | SPEC | B | B | D | INSUL |
|---------|-------|----|----------|----|---|------|---|---|---|-------|
|---------|-------|----|----------|----|---|------|---|---|---|-------|

LINE BILL OF MATERIAL

ISO Sketch for BFP Discharge Line - 3A
(A → #4 HP Heater)

450 A / K : 51mm
Pipe Length : 6 m
90° Elbow : 2 EA
45° Elbow : 1 EA



ISO Sketch for BFP Discharge Line - 3B
(B \rightarrow C)

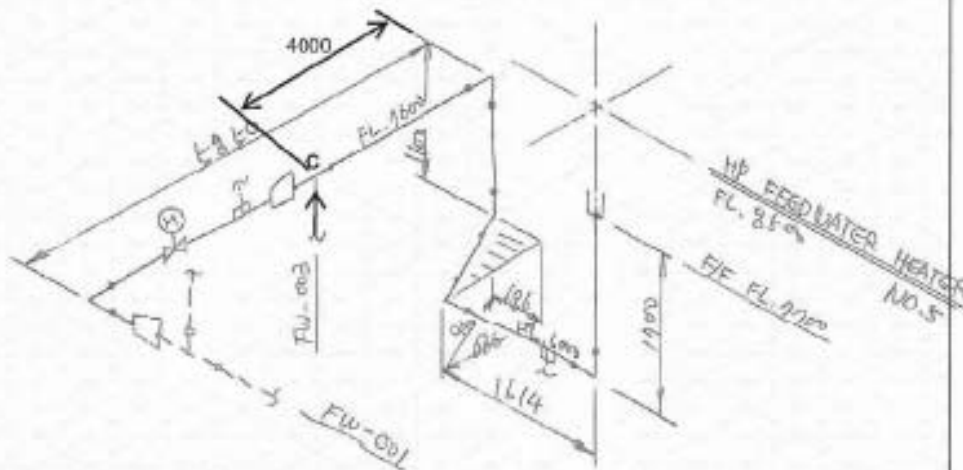
450 A / 1k : 51mm
Pipe Length : 12 m
90° Elbow : 4 EA

[illegible]

LINE BILL OF MATERIAL

ISO Sketch for BFP Discharge Line - 4

450 A / Ik : 61mm
Pipe Length : 10 m
90° Elbow : 3 EA
45° Elbow : 1 EA
Gate valve : 1 EA

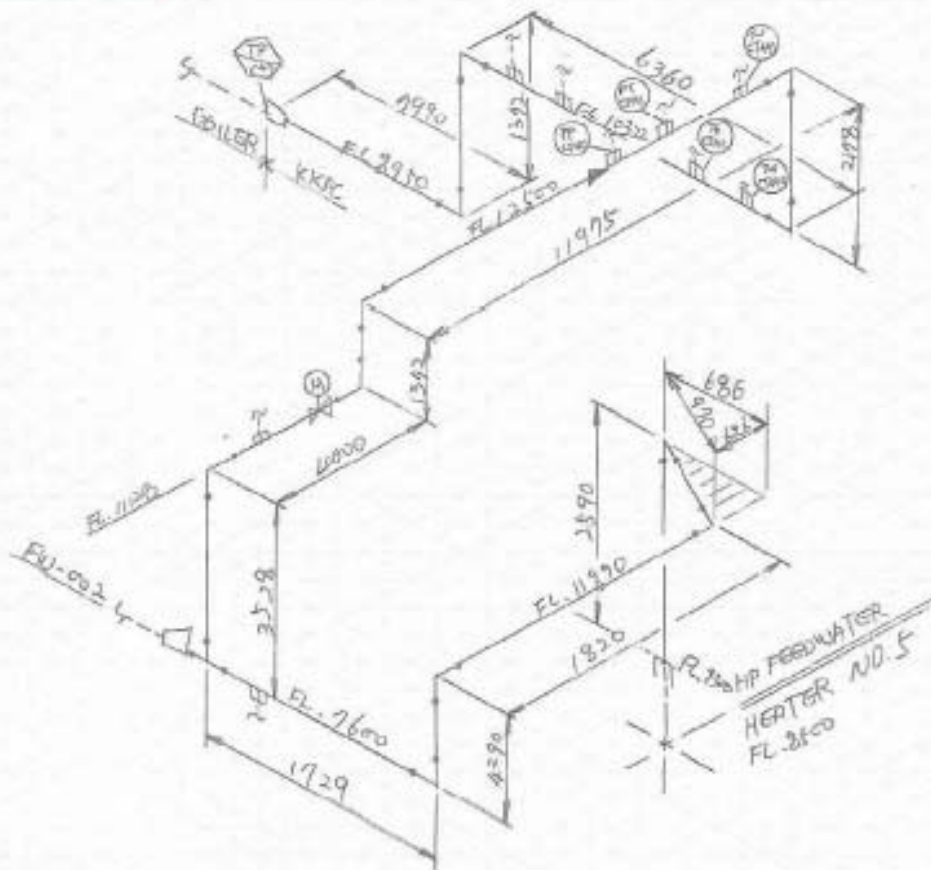
[illegible]

LINE BILL OF MATERIAL

SO Sketch for BFP Discharge Line - 5

450 A / tk : 51 mm
Pipe Length : 6 m
90° Elbow : 2 EA
45° Elbow : 1 EA

UP
DOWN

[illegible]