 Software licensed to	Job No	Sheet No 1	Rev
	Part		
Job Title	Ref		
	By	Date: 19-Aug-11	Chd
Client	File: LIFT.std	Date/Time: 25-Aug-2011 15:23	

Job Information

	Engineer	Checked	Approved
Name:			
Date:	19-Aug-11		

Structure Type	SPACE FRAME
----------------	-------------

Number of Nodes	99	Highest Node	108
Number of Elements	172	Highest Beam	185

Number of Basic Load Cases	12
Number of Combination Load Cases	10

Included in this printout are data for:

All	The Whole Structure
-----	---------------------

Included in this printout are results for load cases:

Type	L/C	Name
Primary	1	DL
Primary	2	SDL
Primary	3	RL1
Primary	4	RL2
Primary	5	RL3
Primary	6	RL4
Primary	7	RL5
Primary	8	RL6
Primary	9	RL7
Primary	10	RL8
Primary	11	RL9
Primary	12	SL
Combination	20	1.4DL+1.4SDL+1.6RL1
Combination	21	1.4DL+1.4SDL+1.6RL2
Combination	22	1.4DL+1.4SDL+1.6RL3
Combination	23	1.4DL+1.4SDL+1.6RL4
Combination	24	1.4DL+1.4SDL+1.6RL5
Combination	25	1.4DL+1.4SDL+1.6RL6
Combination	26	1.4DL+1.4SDL+1.6RL7
Combination	27	1.4DL+1.4SDL+1.6RL8
Combination	28	1.4DL+1.4SDL+1.6RL9
Combination	29	1.4DL+SL

* LOADINGS

DEAD LOAD

- SELFWEIGHT OF EACH MEMBER

- GLASS LOAD 1 kN/m²

HOISTING LOAD

- 50 kN

MOVING LOAD FROM LIFT
AS IT GOES UP & DOWN

FROM LIFT IT WILL TRANSFER
LOADS TO GUARD RAILS
CAR

SEE ASSUMPTIONS ON THE
NEXT PAGE

1st set of combination for
ordinary static design

Shock design



Software licensed to

Job No

Sheet No

2

Rev

Part

Job Title

Ref

By

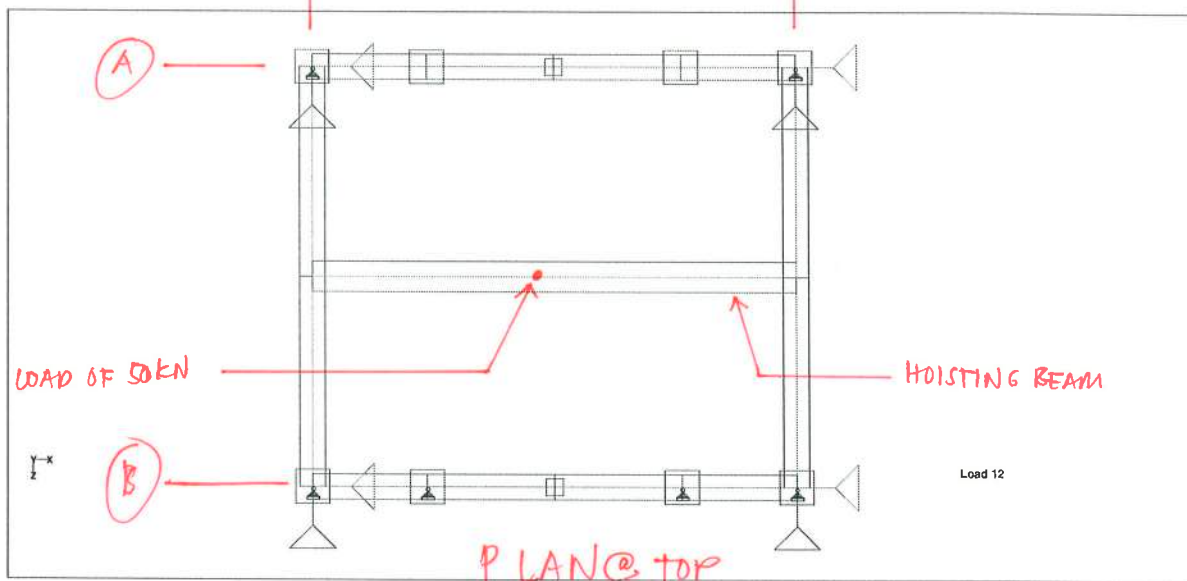
Date 19-Aug-11

Chd

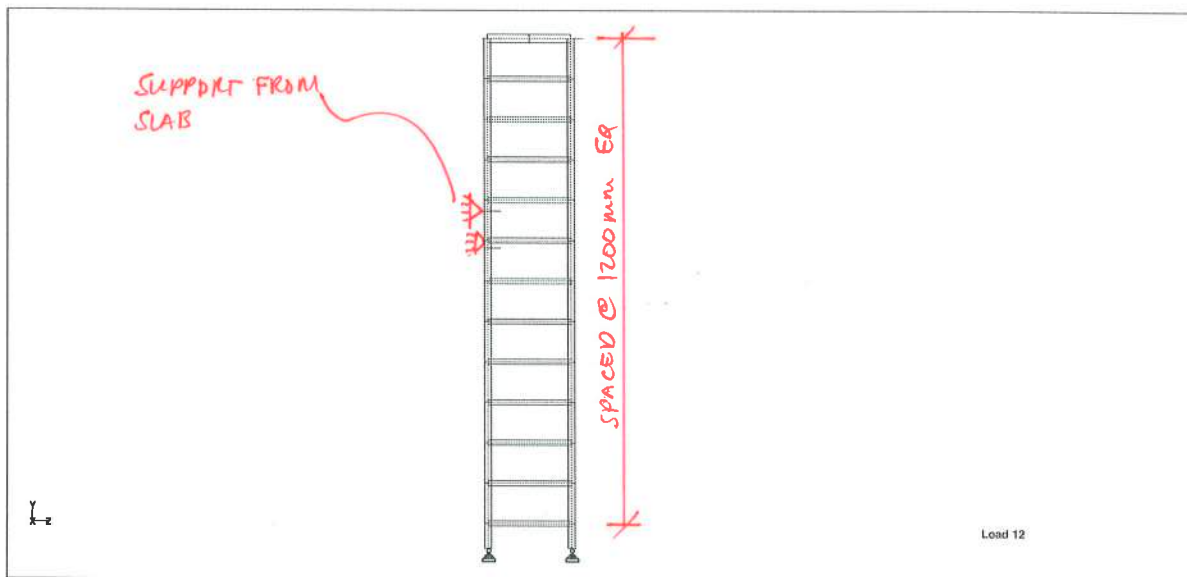
Client

File LIFT.std

Date/Time 25-Aug-2011 15:23



HOISTING PLAN



ELEVATION @ GRID LINE 1



Software licensed to

Job No

Sheet No

3

Rev

Part

Job Title

Ref

By

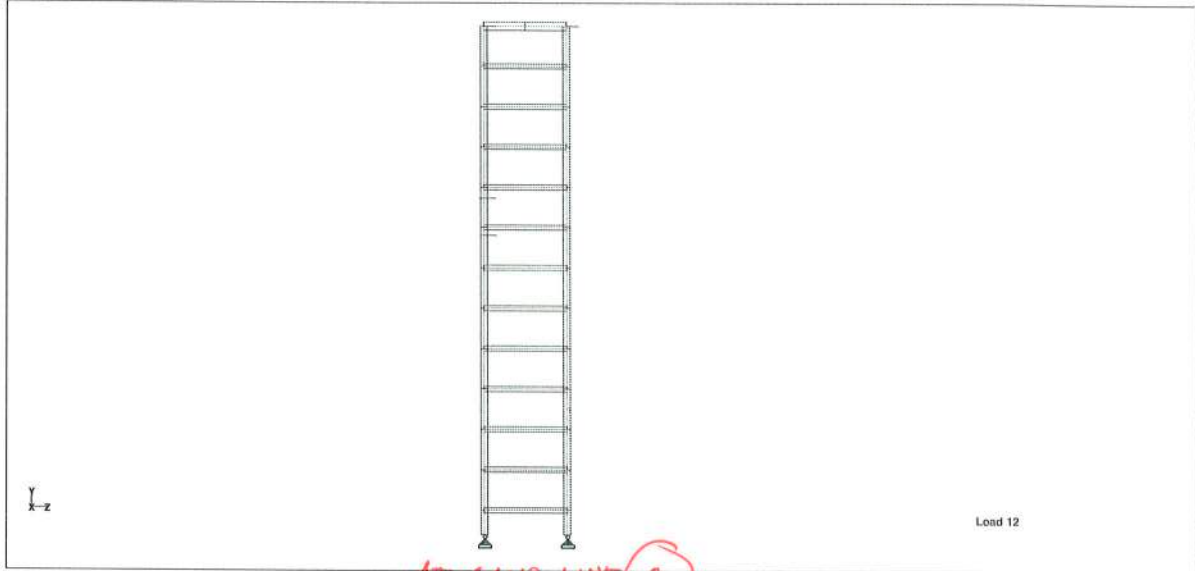
Date 19-Aug-11

Chd

Client

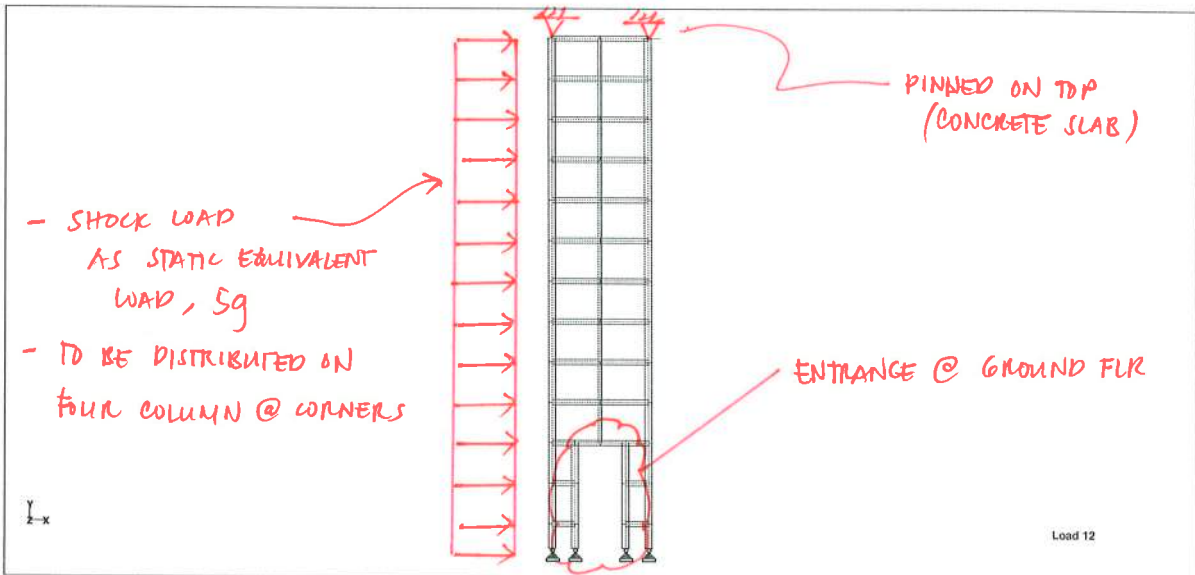
File LIFT.std

Date/Time 25-Aug-2011 15:23



2

AT GRID LINE 2



3

ELEV. @ GRID LINE B



Software licensed to

Job No

Sheet No

4

Rev

Part

Job Title

Ref

By

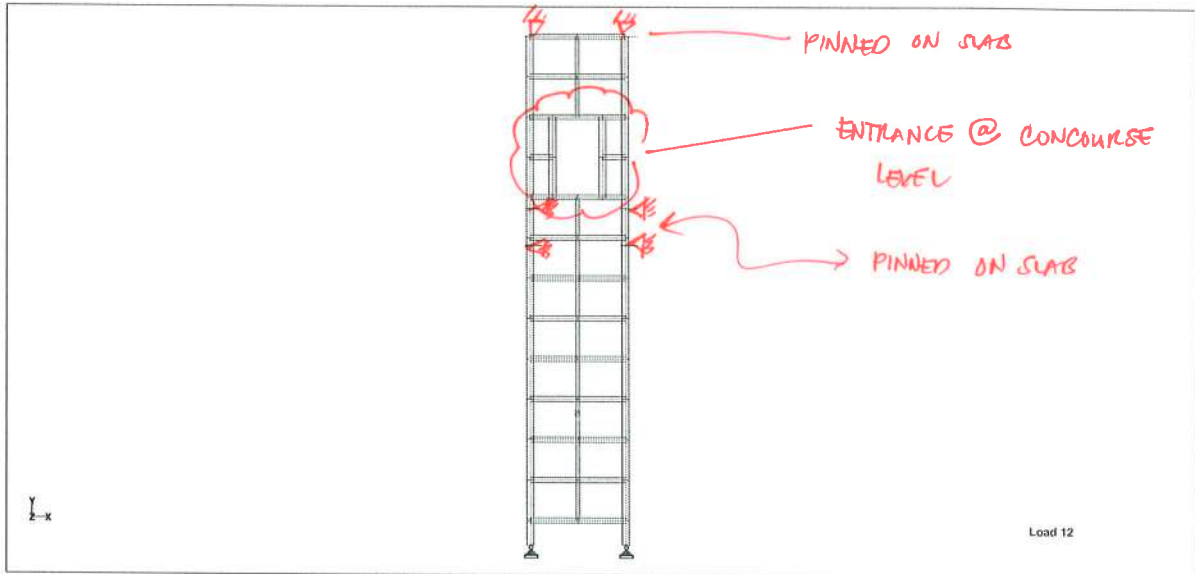
Date 19-Aug-11

Chd

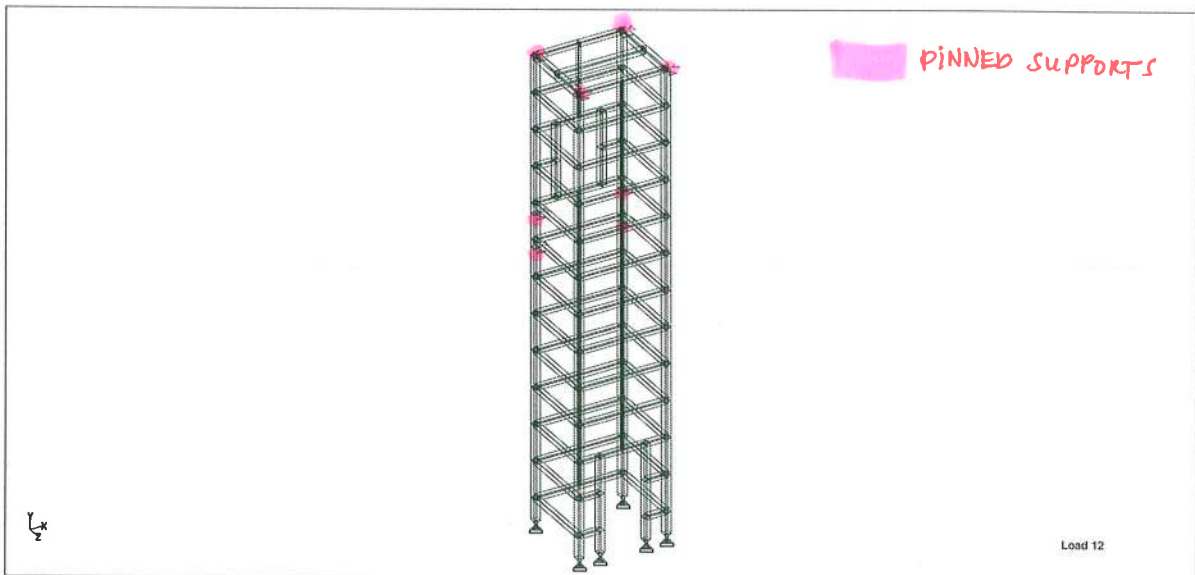
Client

File LIFT.std

Date/Time 25-Aug-2011 15:23



Whole Structure



Whole Structure



Software licensed to

Job No

Sheet No

5

Rev

Part

Job Title

Ref

By

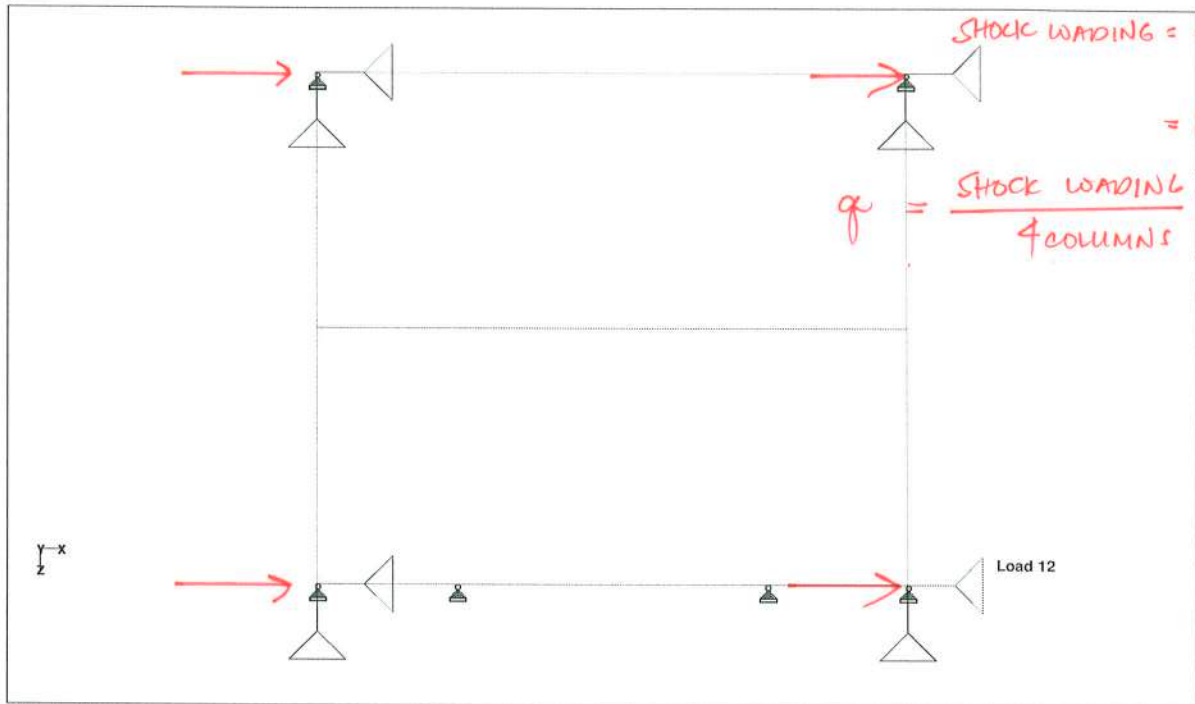
Date 19-Aug-11

Chd

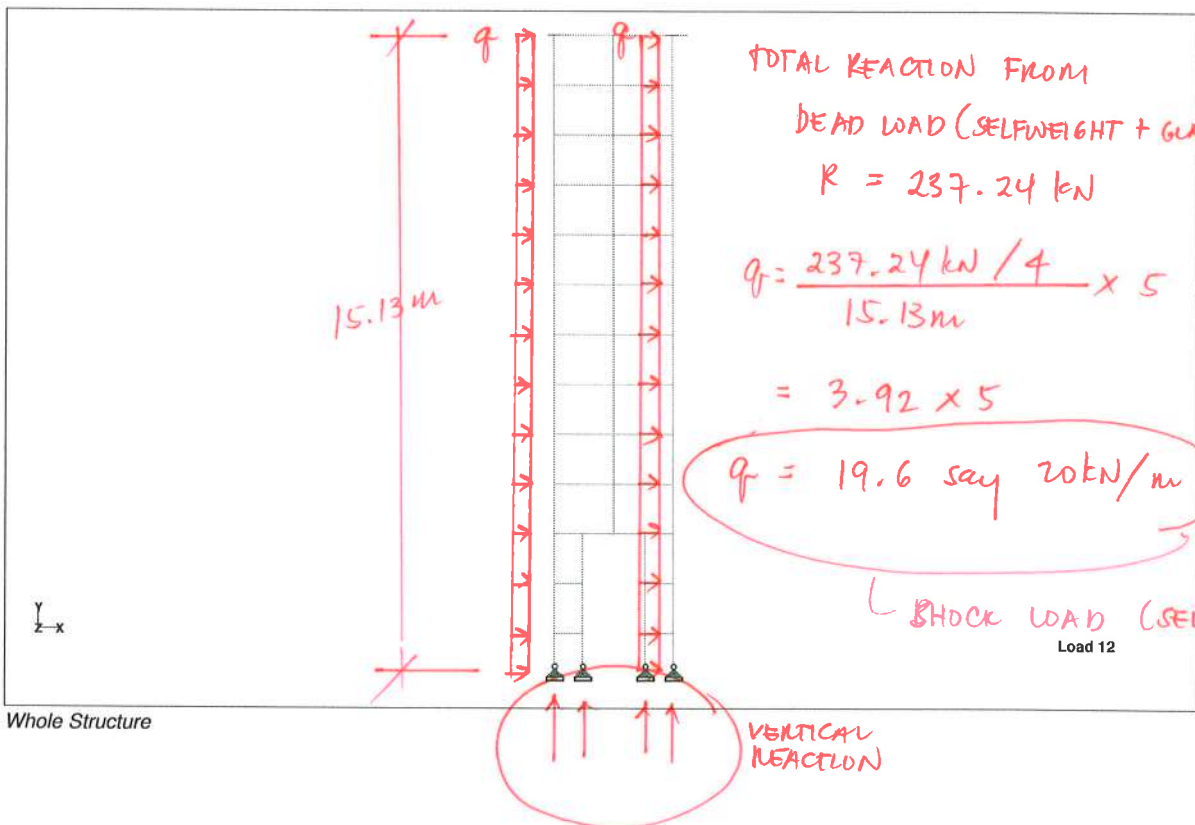
Client

File LIFT.std

Date/Time 25-Aug-2011 15:23



Whole Structure



Whole Structure



Software licensed to

Job No

Sheet No

6

Rev

Part

Job Title

Ref

By

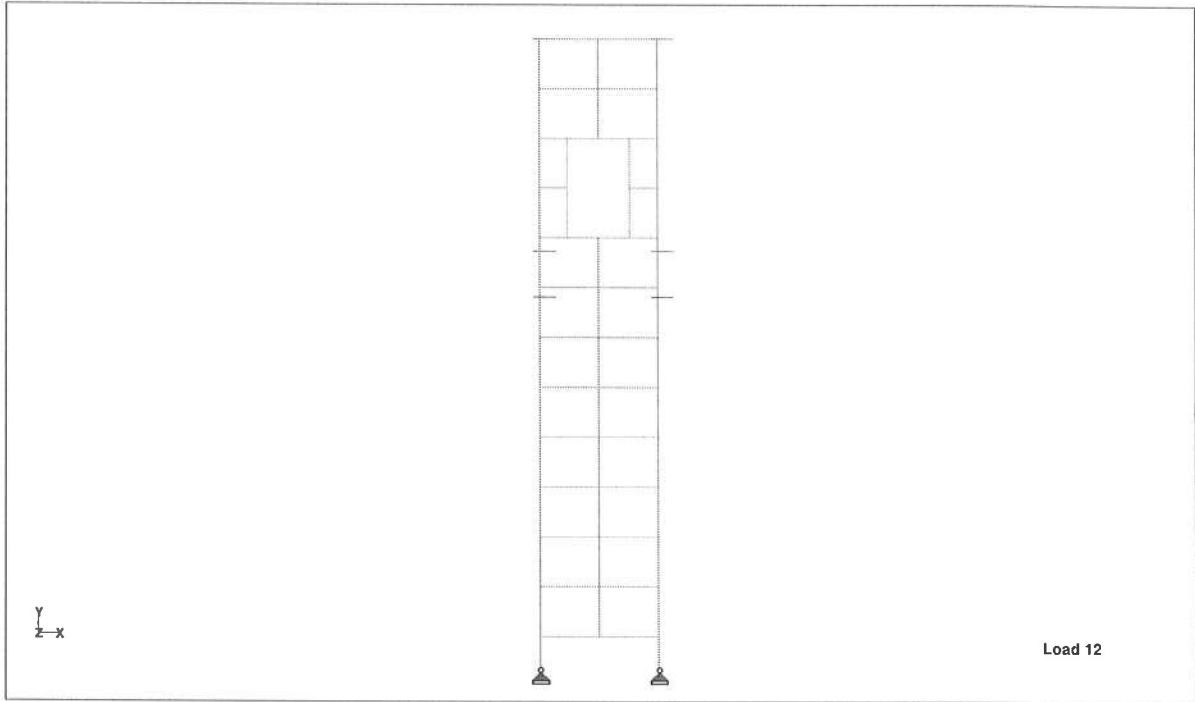
Date 19-Aug-11

Chd

Client

File LIFT.std

Date/Time 25-Aug-2011 15:23



Whole Structure

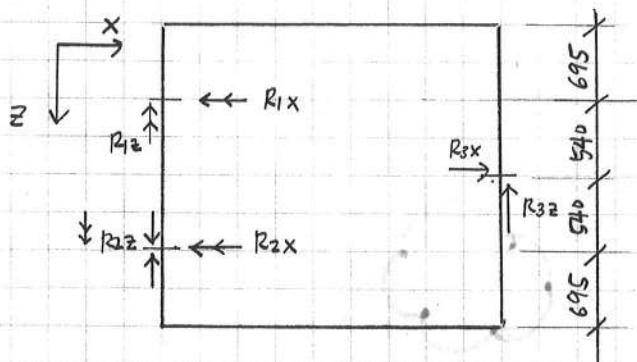
DEAD LOAD

- SELFWEIGHT
- GLASS LOAD = 1 kN/m^2

HOISTING LOAD

- 50 kN

REACTION ON CAR RAILS



$$R_{1x} = 1.25 + \frac{2.2}{2} = 2.35 \text{ kN}$$

$$R_{1z} = 2.2 + \frac{1.25}{2} = 2.825 \text{ kN}$$

$$R_{2x} = R_{1x}$$

$$R_{2z} = 2.2 + \frac{1.25}{2} = 2.825 \text{ kN}$$

$$R_{3x} = 2.2 \text{ kN}$$

$$R_{3z} = 1.25 \text{ kN}$$

