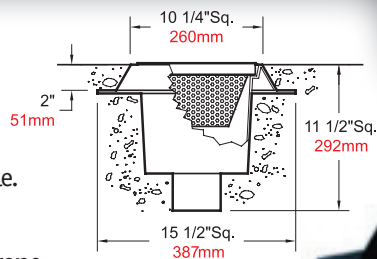


Basin Suction Strainer

- Heavy-duty FRP sump with integral waterstop.
- Heavy-duty FRP grate with safety clip and latch.
- Stainless steel removable strainer basket with integral handle.
- Standard inlet is PVC pipe.
- Add suffix **-FL** for flanged connection including neoprene flange gasket and stainless steel fasteners.
- Maximum flow rates are based on 16"/41cm water depth.

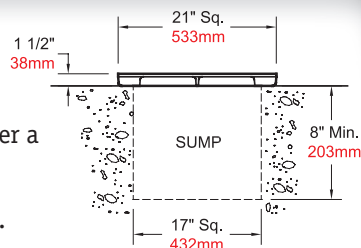
Model Number	Inlet (PVC Pipe)	Suction GPM	Suction LPM
R-83-3GD	3"	50	189
R-83-4GD	4"	80	303



R-83()GD

Anti-Vortex/Diverter Plate

- Cast bronze plate with natural finish.
- Furnished with integral anchor clamps to secure plate over a square formed sump.
- Maximum flow rates are based on 16"/41cm water depth.

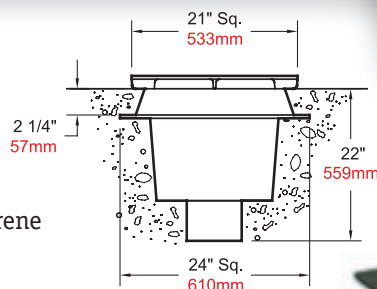


Model Number	Suction GPM	Discharge GPM	Suction LPM	Discharge LPM
R-84P	300	600	1,136	2,271

R-84P

Anti-Vortex/Diverter Plate and Sump

- Cast bronze plate with natural finish.
- Heavy-duty FRP sump with integral waterstop.
- Standard inlet is PVC pipe.
- Add suffix **-FL** for flanged connection including neoprene flange gasket and stainless steel fasteners.
- Maximum flow rates are based on 16"/41cm water depth.
- A 6" shallow sump is available. Add suffix **-S** to catalog number. Contact design@fountainpeople.com for flow data for your application.



R-84()

Model Number	Inlet (PVC Pipe)	Suction GPM	Discharge GPM	Suction LPM	Discharge LPM
R-84-6	6"	300	400	1,136	1,514
R-84-8	8"	400	600	1,514	2,271