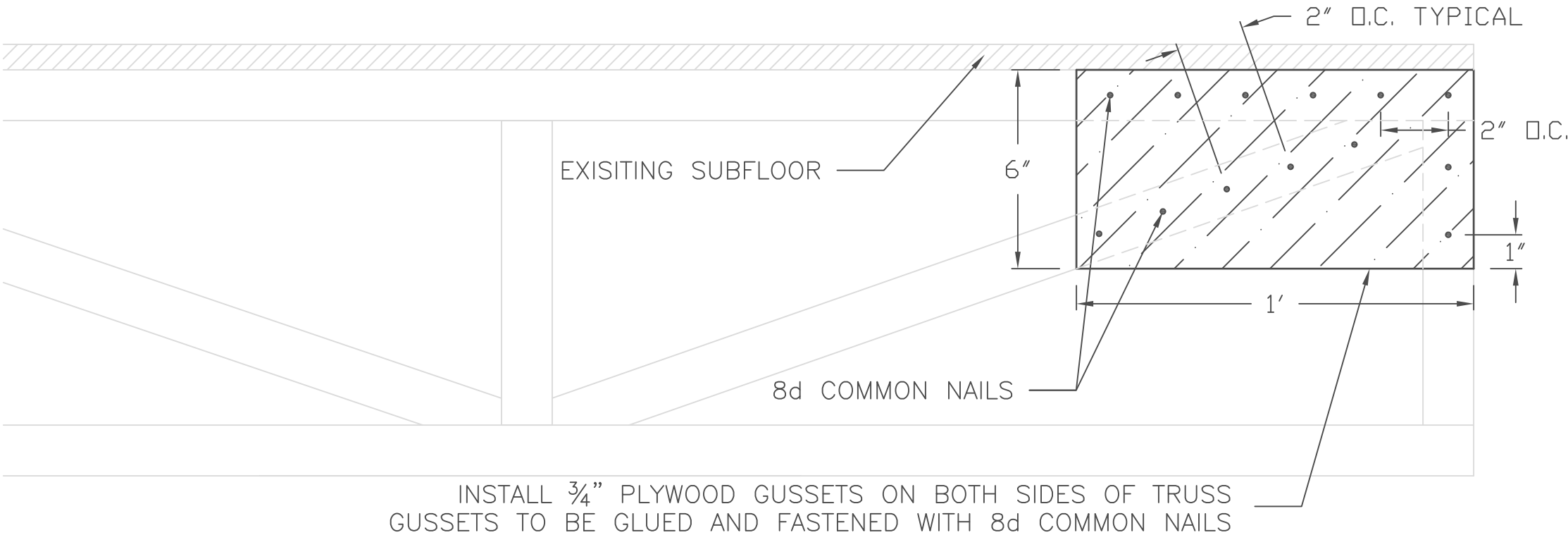


EDGEWOOD AT KNOLLCREST

TYPICAL GUSSET REPAIR DETAIL- LOCATION A



NOTES:

1. OWNER IS TO BE NOTIFIED OF ANY DAMAGED TRUSSES OBSERVED.
2. LOCATION OF TRUSS GUSSETS TO BE DETERMINED BY ENGINEER IN THE FIELD.
3. FASTENERS TO BE 8d COMMON NAILS
4. GLUE TO BE "LIQUID NAILS FOR HEAVY-DUTY CONSTRUCTION" BY MACCO ADHESIVES. GLUE TO BE APPLIED TO ALL MATING SURFACES BETWEEN TRUSS MEMBERS AND GUSSETS.
5. GUSSETS TO BE APA RATED SHEATHING, RATED EXPOSURE 1, PLYWOOD. FACE GRAIN OF GUSSETS SHALL RUN PARALLEL TO LONG DIMENSION OF TRUSS.
6. LUMBER SHALL BE No. 1 DOUGLAS-FIR OR No. 1 SOUTHERN PINE
7. TRUSS SHALL BE ALIGNED TO THE SATISFACTION OF THE OWNER BEFORE GUSSETS ARE APPLIED.
8. LOCATION OF TRUSS MEMBERS TO BE MARKED ON OUTSIDE OF GUSSET TO GUIDE NAILING.
9. GUSSETS SHALL NOT BE DRILLED. CARE SHALL BE TAKEN TO AVOID OVERCUTTING.
10. PRIOR TO INSTALLATION OF GUSSETS, EXISTING TRUSSES SHALL BE JACKED TO INSURE LOADING OF GUSSETS A MINIMUM OF $\frac{1}{4}$ " AND A MAXIMUM OF $\frac{1}{2}$ ".



**SCHEMATIC TRUSS DETAIL-
GUSSET LOCATIONS**
SCALE: N.T.S.

EDGEWOOD NEIGHBORHOOD ASSOCIATION
66 EDGEWOOD DRIVE
BEDMINSTER, NEW JERSEY 07921

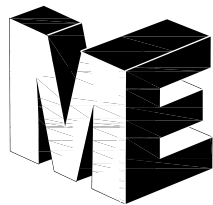
STEVEN J. MORRIS

PROFESSIONAL ENGINEER,
NEW JERSEY# 42853

JOB NUMBER:	08-156
DATE:	09/24/2010
SCALE:	3" = 1'
REVISIONS:	
DESIGNED BY:	ETV
SHEET:	1 OF 3

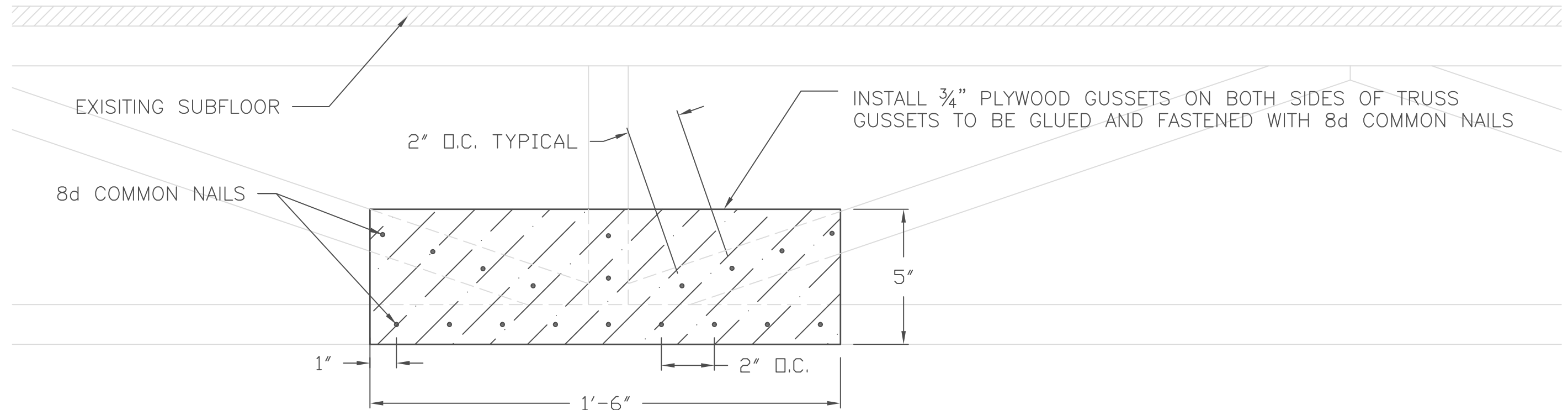
MORRIS ENGINEERING LLC

892 U.S. HIGHWAY 22
2ND FLOOR
SOMERVILLE, NJ 08876
OFFICE: (908) 231-1776
FAX: (908) 231-7770



EDGEWOOD AT KNOLLCREST

TYPICAL GUSSET REPAIR DETAIL- LOCATION B



NOTES:

1. OWNER IS TO BE NOTIFIED OF ANY DAMAGED TRUSSES OBSERVED.
2. LOCATION OF TRUSS GUSSETS TO BE DETERMINED BY ENGINEER IN THE FIELD.
3. FASTENERS TO BE 8d COMMON NAILS
4. GLUE TO BE "LIQUID NAILS FOR HEAVY-DUTY CONSTRUCTION" BY MACCO ADHESIVES. GLUE TO BE APPLIED TO ALL MATING SURFACES BETWEEN TRUSS MEMBERS AND GUSSETS.
5. GUSSETS TO BE APA RATED SHEATHING, RATED EXPOSURE 1, PLYWOOD. FACE GRAIN OF GUSSETS SHALL RUN PARALLEL TO LONG DIMENSION OF TRUSS.
6. LUMBER SHALL BE No. 1 DOUGLAS-FIR OR No. 1 SOUTHERN PINE
7. TRUSS SHALL BE ALIGNED TO THE SATISFACTION OF THE OWNER BEFORE GUSSETS ARE APPLIED.
8. LOCATION OF TRUSS MEMBERS TO BE MARKED ON OUTSIDE OF GUSSET TO GUIDE NAILING.
9. GUSSETS SHALL NOT BE DRILLED. CARE SHALL BE TAKEN TO AVOID OVERCUTTING.
10. PRIOR TO INSTALLATION OF GUSSETS, EXISTING TRUSSES SHALL BE JACKED TO INSURE LOADING OF GUSSETS A MINIMUM OF $\frac{1}{4}$ " AND A MAXIMUM OF $\frac{1}{2}$ ".



**SCHEMATIC TRUSS DETAIL-
GUSSET LOCATIONS**

SCALE: N.T.S.

EDGEWOOD NEIGHBORHOOD ASSOCIATION
66 EDGEWOOD DRIVE
BEDMINSTER, NEW JERSEY 07921

STEVEN J. MORRIS

PROFESSIONAL ENGINEER,
NEW JERSEY# 42853

JOB NUMBER: 08-156

DATE: 09/24/2010

SCALE: 3" = 1'


REVISIONS:

DESIGNED BY: ETV

SHEET: 2 OF 3

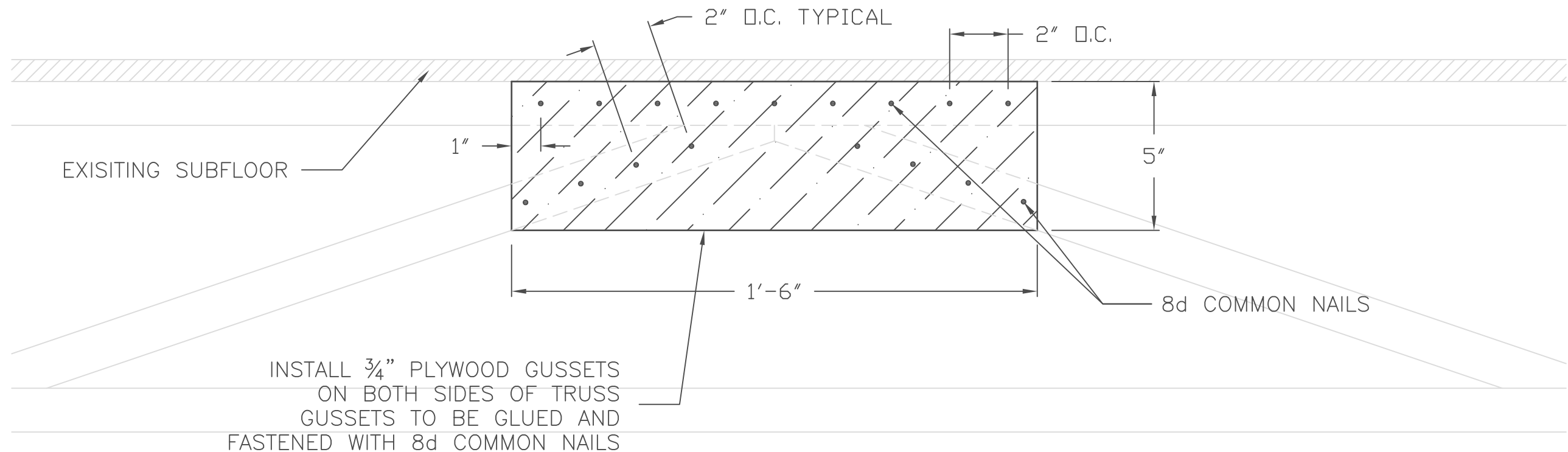
MORRIS ENGINEERING LLC

892 U.S. HIGHWAY 22
2ND FLOOR
SOMERVILLE, NJ 08876
OFFICE: (908) 231-1776
FAX: (908) 231-7770



EDGEWOOD AT KNOLLCREST

TYPICAL GUSSET REPAIR DETAIL- LOCATION C



NOTES:

1. OWNER IS TO BE NOTIFIED OF ANY DAMAGED TRUSSES OBSERVED.
2. LOCATION OF TRUSS GUSSETS TO BE DETERMINED BY ENGINEER IN THE FIELD.
3. FASTENERS TO BE 8d COMMON NAILS
4. GLUE TO BE "LIQUID NAILS FOR HEAVY-DUTY CONSTRUCTION" BY MACCO ADHESIVES. GLUE TO BE APPLIED TO ALL MATING SURFACES BETWEEN TRUSS MEMBERS AND GUSSETS.
5. GUSSETS TO BE APA RATED SHEATHING, RATED EXPOSURE 1, PLYWOOD. FACE GRAIN OF GUSSETS SHALL RUN PARALLEL TO LONG DIMENSION OF TRUSS.
6. LUMBER SHALL BE No. 1 DOUGLAS-FIR OR No. 1 SOUTHERN PINE
7. TRUSS SHALL BE ALIGNED TO THE SATISFACTION OF THE OWNER BEFORE GUSSETS ARE APPLIED.
8. LOCATION OF TRUSS MEMBERS TO BE MARKED ON OUTSIDE OF GUSSET TO GUIDE NAILING.
9. GUSSETS SHALL NOT BE DRILLED. CARE SHALL BE TAKEN TO AVOID OVERCUTTING.
10. PRIOR TO INSTALLATION OF GUSSETS, EXISTING TRUSSES SHALL BE JACKED TO INSURE LOADING OF GUSSETS A MINIMUM OF $\frac{1}{4}$ " AND A MAXIMUM OF $\frac{1}{2}$ ".



**SCHEMATIC TRUSS DETAIL-
GUSSET LOCATIONS**

SCALE: N.T.S.

EDGEWOOD NEIGHBORHOOD ASSOCIATION

66 EDGEWOOD DRIVE

BEDMINSTER, NEW JERSEY 07921

STEVEN J. MORRIS

PROFESSIONAL ENGINEER,
NEW JERSEY# 42853

JOB NUMBER: 08-156

DATE: 09/24/2010

SCALE: 3" = 1'

REVISIONS:

DESIGNED BY: ETV

SHEET: 3 OF 3

MORRIS ENGINEERING LLC

892 U.S. HIGHWAY 22
2ND FLOOR
SOMERVILLE, NJ 08876
OFFICE: (908) 231-1776
FAX: (908) 231-7770

