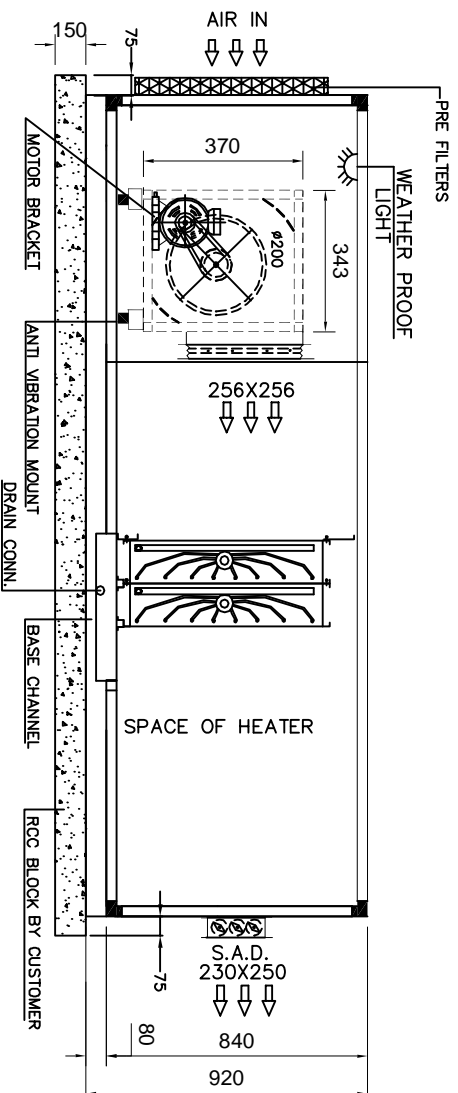
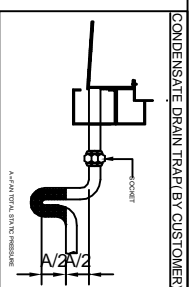
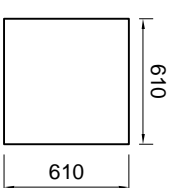
SECTION  
FILTER GRID DETAIL

KINDLY TICK THE FOLLOWING WHILE APPROVING THE DRAWING (FACING FROM FILTER SIDE)

1) MOTOR LOCATION

☐ RHS☐ LHS

2) COIL CONNECTION

☐ RHS☐ LHS

3) FAN DISCHARGE

☐ 11☐ 11☐ 11☐ 11

PLEASE NOTE:-

UNIT WILL BE SUPPLIED IN ASSEMBLED

CONDITION DULY FACTORY RUN TESTED.

NOTE:- G.L. DAMPER WIDTH &gt; 1000mm. A.L. DAMPER WIDTH &gt; 1200mm. WILL BE OPERATED FROM BOTH SIDES EXCEPT OUTLET DAMPER I/F DAMPER IN ZERO SCOPE.

UNIT DISPATCH CONDITION

☒ ASSEMBLED☐ SEMI KNOCK DOWN☐ COMPLETE KNOCK DOWN

UNIT QTY. - 1 NO.

ALL DIMENSIONS ARE IN MILLIMETERS. OTHERS TO BE SPECIFIED.  
MAX. TOLERANCES ON OVERALL DIMENSIONS: ±3MM.

REV. DESCRIPTION

DATED

REV. BY

ZECO AIRCON LIMITED

# 01 - 05 OLD INDUSTRIAL AREA, BAHADURGARH  
PH # 01278-244650, 244651, 244652, 244653 FAX # 01278-244656  
EMAIL # design@zecoaircon.com

CONSULTANT:-

DRN. BY VIKAS

CLIENT:-

CHKD. BY SUMIT

M/S COMFONOMICS DESIGN VEENTURES

APPD. BY

TITLE:-

(700 CFM)

DATE 17.11.2016

DRAWING NO.

PROJECT

SCALE N.T.S.

ZAL-161713-01

DELHI

