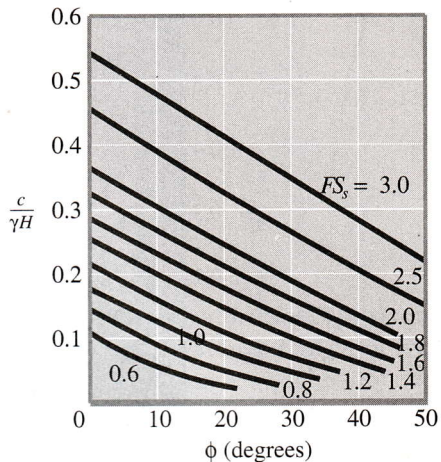
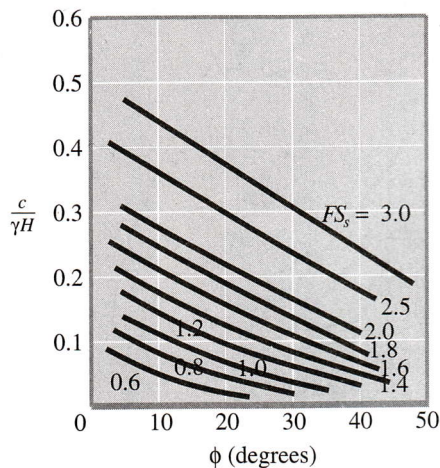


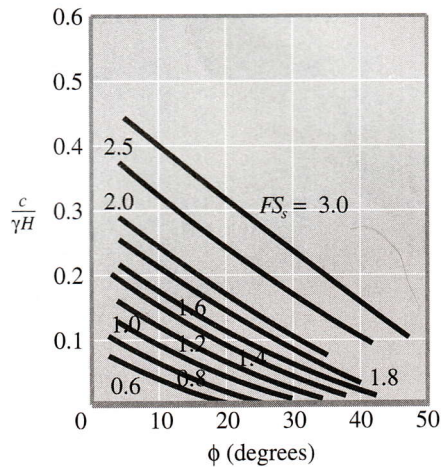
(a) Slope: 1 vertical to 0.5 horizontal



(b) Slope: 1 vertical to 0.75 horizontal



(c) Slope: 1 vertical to 1 horizontal



(d) Slope: 1 vertical to 1.5 horizontal

**FIGURE 10.16** Contours of equal factors of safety (After Singh, 1970)