








Heavy Duty Grating








HOW TO SPECIFY HEAVY DUTY GRATING

Heavy-Duty Welded Steel Grating shall be as manufactured by Grating Pacific, 3651 Sausalito Street, Los Alamitos, CA 90720, (800) 321-4314. Grating shall be type W-22-4 with 3-1/2" X 3/8" bearing bars spaced at 1-3/8" inches on center and 1" X 3/8" cross bars spaced at 4 inches on center. Weight per square foot 42.3 lbs. Heavy-Duty Grating shall be capable of carrying a H-20 load on a 4'-10" clear span. Open ends of grating shall be banded. Heavy-Duty Grating shall be GALVANIZED after fabrication.

LOAD TABLE: TYPE W-15-4








BEARING BARS 15/16" ON CENTER, CROSS BARS 4" ON CENTER (2" ON CENTER CROSS BARS ALSO AVAILABLE)										
										
H-20 TRUCK	H-15 TRUCK	H-10 TRUCK	AUTO TRAFFIC	5 TON FORKLIFT	3 TON FORKLIFT	1 TON FORKLIFT				
BEARING BAR SIZE	WEIGHT LBS. PER SQ. FT.	SECTION MOD. PER FT. OF WIDTH	CROSS BAR SIZE	H-20 TRUCK	H-15 TRUCK	H-10 TRUCK	AUTO TRAFFIC	5 TON FORKLIFT	3 TON FORKLIFT	1 TON FORKLIFT
				MAXIMUM SAFE SPAN						
1 x 1/4	12.4	0.533	SEE	1'-1"	0'-11"	0'-9"	1'-7"	0'-8"	0'-7"	0'-8"
1 x 5/16	15.2	0.667		1'-2"	1'-0"	0'-10"	1'-10"	0'-9"	0'-8"	0'-9"
1 x 3/8	18.1	0.800		1'-3"	1'-1"	0'-11"	1'-11"	0'-10"	0'-8"	0'-11"
1-1/4 x 1/4	15.3	0.833	CROSS	1'-3"	1'-1"	0'-11"	2'-2"	0'-10"	0'-9"	0'-11"
1-1/4 x 5/16	18.5	1.042		1'-5"	1'-3"	1'-0"	2'-5"	1'-0"	0'-10"	1'-1"
1-1/4 x 3/8	22.3	1.250		1'-6"	1'-4"	1'-2"	2'-8"	1'-1"	0'-11"	1'-4"
1-1/2 x 1/4	18.1	1.200	BAR	1'-6"	1'-4"	1'-2"	2'-10"	1'-1"	0'-11"	1'-3"
1-1/2 x 5/16	22.4	1.500		1'-8"	1'-6"	1'-4"	3'-2"	1'-3"	1'-1"	1'-7"
1-1/2 x 3/8	26.6	1.800		1'-10"	1'-8"	1'-6"	3'-6"	1'-4"	1'-3"	1'-10"
1-3/4 x 1/4	21.0	1.633	SELECTION	1'-9"	1'-7"	1'-5"	3'-7"	1'-3"	1'-2"	1'-8"
1-3/4 x 5/16	25.9	2.042		2'-0"	1'-10"	1'-8"	4'-0"	1'-6"	1'-5"	2'-1"
1-3/4 x 3/8	30.9	2.450		2'-3"	2'-1"	1'-11"	4'-3"	1'-9"	1'-8"	2'-6"
2 x 1/4	23.8	2.133	TABLE	2'-0"	1'-10"	1'-9"	4'-3"	1'-7"	1'-5"	2'-2"
2 x 5/16	29.5	2.667		2'-4"	2'-2"	2'-1"	4'-7"	1'-10"	1'-9"	2'-8"
2 x 3/8	35.1	3.200		2'-8"	2'-6"	2'-5"	4'-11"	2'-1"	2'-1"	3'-2"
2-1/4 x 1/4	26.7	2.700	PAGE	2'-4"	2'-2"	2'-1"	4'-10"	1'-10"	1'-9"	2'-8"
2-1/4 x 5/16	33.0	3.375		2'-9"	2'-7"	2'-6"	5'-2"	2'-2"	2'-2"	3'-4"
2-1/4 x 3/8	39.4	4.050		3'-2"	3'-0"	2'-11"	5'-6"	2'-7"	2'-6"	4'-0"
2-1/2 x 1/4	29.5	3.333	10	2'-9"	2'-7"	2'-6"	5'-4"	2'-2"	2'-2"	3'-4"
2-1/2 x 5/16	36.6	4.167		3'-3"	3'-1"	3'-0"	5'-9"	2'-8"	2'-7"	4'-1"
2-1/2 x 3/8	43.7	5.000		3'-9"	3'-7"	3'-7"	6'-2"	3'-1"	3'-1"	4'-5"
3 x 1/4	35.2	4.800		3'-7"	3'-6"	3'-5"	6'-5"	3'-0"	3'-0"	4'-8"
3 x 5/16	43.9	6.000		4'-4"	4'-2"	4'-2"	6'-11"	3'-7"	3'-8"	5'-0"
3 x 3/8	52.3	7.200		4'-7"	4'-8"	4'-8"	7'-4"	4'-3"	4'-4"	5'-4"
3-1/2 x 1/4	40.9	6.533		4'-7"	4'-6"	4'-6"	7'-6"	3'-11"	3'-11"	5'-5"
3-1/2 x 5/16	51.0	8.167		5'-1"	5'-1"	5'-2"	8'-1"	4'-9"	4'-10"	5'-10"
3-1/2 x 3/8	60.8	9.800		5'-4"	5'-5"	5'-6"	8'-7"	5'-2"	5'-3"	6'-3"
4 x 1/4	46.7	8.533		5'-4"	5'-5"	5'-5"	8'-7"	4'-11"	5'-1"	6'-3"
4 x 5/16	58.1	10.667		5'-9"	5'-10"	5'-11"	9'-3"	5'-6"	5'-8"	6'-9"
4 x 3/8	69.4	12.800		6'-2"	6'-2"	6'-3"	9'-8"	5'-11"	6'-0"	7'-2"

LOAD TABLE: TYPE W-19-4

BEARING BARS 1-3/16" ON CENTER, CROSS BARS 4" ON CENTER (2" ON CENTER CROSS BARS ALSO AVAILABLE)										
 H-20 TRUCK	 H-15 TRUCK	 H-10 TRUCK	 AUTO TRAFFIC	 5 TON FORKLIFT	 3 TON FORKLIFT	 1 TON FORKLIFT				
BEARING BAR SIZE	WEIGHT LBS. PER SQ. FT.	SECTION MOD. PER FT. OF WIDTH	CROSS BAR SIZE	H-20 TRUCK	H-15 TRUCK	H-10 TRUCK	AUTO TRAFFIC	5 TON FORKLIFT	3 TON FORKLIFT	1 TON FORKLIFT
				MAXIMUM SAFE SPAN						
1 x 1/4	10.1	0.421	SEE	1'-1"	0'-10"	0'-8"	1'-5"	0'-8"	0'-6"	0'-7"
1 x 5/16	12.3	0.526		1'-1"	0'-11"	0'-9"	1'-7"	0'-8"	0'-7"	0'-8"
1 x 3/8	14.6	0.632		1'-2"	1'-0"	0'-10"	1'-9"	0'-9"	0'-8"	0'-9"
1-1/4 x 1/4	12.3	0.658	CROSS	1'-2"	1'-0"	0'-10"	2'-0"	0'-9"	0'-8"	0'-10"
1-1/4 x 5/16	15.1	0.822		1'-3"	1'-1"	0'-11"	2'-3"	0'-10"	0'-9"	1'-0"
1-1/4 x 3/8	17.9	0.987		1'-5"	1'-2"	1'-0"	2'-5"	1'-0"	0'-10"	1'-2"
1-1/2 x 1/4	14.6	0.947	BAR	1'-4"	1'-2"	1'-0"	2'-7"	0'-11"	0'-10"	1'-1"
1-1/2 x 5/16	18.0	1.184		1'-6"	1'-4"	1'-2"	2'-11"	1'-1"	0'-11"	1'-4"
1-1/2 x 3/8	21.3	1.421		1'-8"	1'-6"	1'-4"	3'-2"	1'-2"	1'-1"	1'-7"
1-3/4 x 1/4	16.9	1.289	SELECTION	1'-7"	1'-5"	1'-3"	3'-3"	1'-2"	1'-0"	1'-6"
1-3/4 x 5/16	20.8	1.612		1'-9"	1'-7"	1'-5"	3'-8"	1'-4"	1'-3"	1'-10"
1-3/4 x 3/8	24.7	1.934		1'-11"	1'-9"	1'-8"	4'-0"	1'-6"	1'-5"	2'-2"
2 x 1/4	19.1	1.684	TABLE	1'-10"	1'-8"	1'-6"	4'-0"	1'-4"	1'-3"	1'-10"
2 x 5/16	23.6	2.105		2'-1"	1'-11"	1'-9"	4'-4"	1'-7"	1'-6"	2'-4"
2 x 3/8	28.2	2.526		2'-4"	2'-2"	2'-1"	4'-7"	1'-10"	1'-7"	2'-9"
2-1/4 x 1/4	21.4	2.131	PAGE	2'-1"	1'-11"	1'-9"	4'-6"	1'-7"	1'-6"	2'-4"
2-1/4 x 5/16	26.5	2.664		2'-5"	2'-3"	2'-2"	4'-11"	1'-11"	1'-10"	2'-11"
2-1/4 x 3/8	31.5	3.197		2'-8"	2'-7"	2'-6"	5'-2"	2'-2"	2'-2"	3'-5"
2-1/2 x 1/4	23.7	2.631	10	2'-4"	2'-3"	2'-1"	5'-0"	1'-10"	1'-10"	2'-10"
2-1/2 x 5/16	29.3	3.289		2'-9"	2'-7"	2'-7"	5'-5"	2'-3"	2'-3"	3'-6"
2-1/2 x 3/8	34.9	3.947		3'-2"	3'-0"	3'-0"	5'-9"	2'-7"	2'-7"	4'-2"
3 x 1/4	28.2	3.789		3'-1"	2'-11"	2'-11"	6'-0"	2'-6"	2'-6"	4'-1"
3 x 5/16	35.1	4.736		3'-7"	3'-6"	3'-6"	6'-6"	3'-0"	3'-1"	4'-9"
3 x 3/8	41.8	5.684		4'-2"	4'-1"	4'-2"	6'-11"	3'-7"	3'-8"	5'-1"
3-1/2 x 1/4	32.8	5.157		3'-10"	3'-9"	3'-9"	7'-1"	3'-3"	3'-4"	5'-2"
3-1/2 x 5/16	40.7	6.447		4'-8"	4'-7"	4'-8"	7'-7"	4'-0"	4'-1"	5'-7"
3-1/2 x 3/8	48.6	7.736		5'-0"	5'-0"	5'-1"	8'-1"	4'-8"	4'-10"	5'-11"
4 x 1/4	37.3	6.736		4'-10"	4'-9"	4'-8"	8'-1"	4'-2"	4'-3"	5'-11"
4 x 5/16	46.4	8.420		5'-5"	5'-5"	5'-6"	8'-8"	5'-1"	5'-3"	6'-5"
4 x 3/8	55.4	11.104		5'-9"	5'-9"	5'-10"	9'-5"	5'-6"	5'-8"	6'-9"
5 x 1/4	46.4	10.525		6'-3"	6'-3"	6'-5"	10'-1"	6'-0"	6'-2"	7'-5"
5 x 3/8	68.9	15.788		7'-1"	7'-2"	7'-4"	11'-7"	6'-11"	7'-1"	8'-6"
5 x 1/2	91.3	21.050		7'-10"	7'-11"	8'-1"	12'-9"	7'-7"	7'-9"	9'-4"
6 x 1/4	55.6	15.156		7'-6"	7'-6"	7'-8"	12'-1"	7'-3"	7'-5"	8'-11"
6 x 3/8	82.5	22.734		8'-6"	8'-7"	8'-9"	13'-10"	8'-3"	8'-6"	10'-2"
6 x 1/2	109.3	30.312		9'-5"	9'-6"	9'-8"	15'-3"	9'-1"	9'-4"	11'-3"
7 x 1/4	64.6	20.629		8'-8"	8'-9"	8'-11"	14'-2"	9'-5"	8'-8"	10'-5"
7 x 3/8	96.0	30.944		9'-11"	10'-0"	10'-3"	16'-2"	9'-8"	9'-11"	11'-11"
7 x 1/2	127.3	41.258		10'-11"	11'-1"	11'-3"	17'-10"	10'-7"	10'-11"	13'-1"

Heavy Duty Grating

LOAD TABLE: TYPE W-22-4

BEARING BARS 1-3/8" ON CENTER, CROSS BARS 4" ON CENTER (2" ON CENTER CROSS BARS ALSO AVAILABLE)										
										
BEARING BAR SIZE	WEIGHT LBS. PER SQ. FT.	SECTION MOD. PER FT. OF WIDTH	CROSS BAR SIZE	H-20 TRUCK	H-15 TRUCK	H-10 TRUCK	AUTO TRAFFIC	5 TON FORKLIFT	3 TON FORKLIFT	1 TON FORKLIFT
				MAXIMUM SAFE SPAN						
1 x 1/4	8.9	0.364	SEE	1'-0"	0'-10"	0'-7"	1'-3"	0'-7"	0'-6"	0'-6"
1 x 5/16	10.8	0.455		1'-1"	0'-10"	0'-8"	1'-6"	0'-8"	0'-6"	0'-7"
1 x 3/8	12.8	0.545		1'-1"	0'-11"	0'-9"	1'-8"	0'-9"	0'-7"	0'-9"
1-1/4 x 1/4	10.8	0.568	CROSS	1'-2"	0'-11"	0'-9"	1'-10"	0'-9"	0'-7"	0'-9"
1-1/4 x 5/16	13.3	0.710		1'-3"	1'-0"	0'-10"	2'-1"	0'-10"	0'-8"	0'-11"
1-1/4 x 3/8	15.7	0.852		1'-4"	1'-1"	1'-0"	2'-3"	0'-11"	0'-9"	1'-1"
1-1/2 x 1/4	12.8	0.818	BAR	1'-3"	1'-1"	0'-11"	2'-5"	0'-11"	0'-9"	1'-0"
1-1/2 x 5/16	15.7	1.023		1'-5"	1'-3"	1'-1"	2'-9"	1'-0"	0'-11"	1'-3"
1-1/2 x 3/8	18.7	1.227		1'-6"	1'-4"	1'-3"	3'-0"	1'-1"	1'-0"	1'-6"
1-3/4 x 1/4	14.8	1.114	SELECTION	1'-6"	1'-3"	1'-2"	3'-1"	1'-1"	0'-11"	1'-4"
1-3/4 x 5/16	18.2	1.392		1'-8"	1'-6"	1'-4"	3'-5"	1'-3"	1'-1"	1'-8"
1-3/4 x 3/8	21.6	1.670		1'-10"	1'-8"	1'-6"	3'-9"	1'-4"	1'-3"	1'-11"
2 x 1/4	16.7	1.455	TABLE	1'-8"	1'-6"	1'-4"	3'-11"	1'-3"	1'-2"	1'-9"
2 x 5/16	20.6	1.818		1'-11"	1'-9"	1'-7"	4'-2"	1'-5"	1'-5"	2'-1"
2 x 3/8	24.5	2.182		2'-1"	2'-0"	1'-10"	4'-5"	1'-8"	1'-7"	2'-6"
2-1/4 x 1/4	18.7	1.841	PAGE	1'-11"	1'-9"	1'-8"	4'-4"	1'-6"	1'-5"	2'-2"
2-1/4 x 5/16	23.1	2.301		2'-2"	2'-0"	1'-11"	4'-8"	1'-9"	1'-8"	2'-8"
2-1/4 x 3/8	27.5	2.761		2'-6"	2'-4"	2'-3"	5'-0"	2'-0"	2'-0"	3'-2"
2-1/2 x 1/4	20.7	2.273	10	2'-2"	2'-0"	1'-11"	4'-10"	1'-8"	1'-8"	2'-7"
2-1/2 x 5/16	25.6	2.841		2'-6"	2'-5"	2'-4"	5'-3"	2'-0"	2'-0"	3'-3"
2-1/2 x 3/8	30.4	3.409		2'-10"	2'-9"	2'-8"	5'-7"	2'-4"	2'-4"	3'-10"
3 x 1/4	24.6	3.273		2'-9"	2'-8"	2'-7"	5'-10"	2'-3"	2'-3"	3'-9"
3 x 5/16	30.6	4.091		3'-3"	3'-2"	3'-2"	6'-3"	2'-9"	2'-9"	4'-7"
3 x 3/8	36.4	4.909		3'-9"	3'-8"	3'-9"	6'-8"	3'-2"	3'-4"	4'-11"
3-1/2 x 1/4	28.6	4.455		3'-6"	3'-5"	3'-5"	6'-10"	2'-11"	3'-0"	5'-0"
3-1/2 x 5/16	35.5	5.568		4'-2"	4'-1"	4'-2"	7'-4"	3'-9"	3'-8"	5'-5"
3-1/2 x 3/8	42.3	6.682		4'-10"	4'-10"	4'-11"	7'-9"	4'-2"	4'-5"	5'-9"
4 x 1/4	32.5	5.818		4'-4"	4'-3"	4'-4"	7'-9"	3'-9"	3'-10"	5'-9"
4 x 5/16	40.4	7.273		5'-2"	5'-2"	5'-4"	8'-4"	4'-6"	4'-9"	6'-2"
4 x 3/8	48.2	8.727		5'-6"	5'-6"	5'-8"	8'-11"	5'-4"	5'-5"	6'-7"
5 x 1/4	40.4	9.091		6'-0"	6'-0"	6'-2"	9'-9"	5'-7"	5'-11"	7'-2"
5 x 3/8	60.0	13.636		6'-10"	6'-11"	7'-0"	11'-2"	6'-7"	6'-10"	8'-3"
5 x 1/2	79.3	18.182		7'-6"	7'-7"	7'-9"	12'-3"	7'-3"	7'-6"	9'-1"
6 x 1/4	48.4	13.091		7'-2"	7'-3"	7'-5"	11'-8"	6'-11"	7'-2"	8'-8"
6 x 3/8	71.8	19.636		8'-2"	8'-3"	8'-5"	13'-4"	7'-11"	8'-2"	9'-11"
6 x 1/2	95.0	26.182		9'-0"	9'-1"	9'-4"	14'-8"	8'-9"	9'-0"	10'-11"
7 x 1/4	56.3	17.818		9'-4"	9'-5"	9'-7"	13'-7"	8'-1"	8'-4"	10'-1"
7 x 3/8	83.5	26.727		9'-6"	9'-8"	9'-10"	15'-7"	9'-3"	9'-7"	11'-8"
7 x 1/2	110.6	35.636		10'-6"	10'-7"	10'-10"	17'-2"	10'-2"	10'-6"	12'-8"