
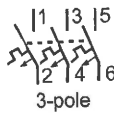
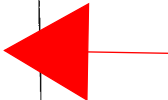


Product Selection

3-Pole Circuit Breakers

Photo/Wiring Diagram	UL/CSA Max. Voltage	IEC/EN Max. Voltage	Continuous Current Rating (I_n) [A]	Trip Curve C Inductive 5...10 I_n Cat. No.	Trip Curve D Highly Inductive 10...20 I_n Cat. No.	
  3-pole	480Y/277V AC	 400V AC	0.5	1489-M3C005	1489-M3D005	
				1	1489-M3C010	1489-M3D010
				1.6	1489-M3C016	1489-M3D016
				2	1489-M3C020	1489-M3D020
				3	1489-M3C030	1489-M3D030
				4	1489-M3C040	1489-M3D040
				5	1489-M3C050	1489-M3D050
				6	1489-M3C060	1489-M3D060
				7	1489-M3C070	1489-M3D070
				8	1489-M3C080	1489-M3D080
				10	1489-M3C100	1489-M3D100
				13	1489-M3C130	1489-M3D130
				15	1489-M3C150	1489-M3D150
				16	1489-M3C160	1489-M3D160
				20	1489-M3C200	1489-M3D200
				25	1489-M3C250	1489-M3D250
				30	1489-M3C300	1489-M3D300
				32	1489-M3C320	1489-M3D320
				35	1489-M3C350	1489-M3D350
	C Curve: 480Y/277V AC D Curve: 240V AC			40	1489-M3C400	1489-M3D400
	240V AC			50	1489-M3C500	1489-M3D500
				60	1489-M3C600	1489-M3D600
				63	1489-M3C630	1489-M3D630