

## Pictures



PHOTO 1 Recommended Maintenance Needs

Description 3 5/8" long crack in tee-section propagating from weld crack in wrap-around weld at the lower connection between the exterior erection diaphragm and the west web plate of Girder 2 at Bent 20, looking east.



PHOTO 2 Recommended Maintenance Needs

Description 5 7/8" long vertical portion of crack in wrap-around weld at the lower connection between the exterior erection diaphragm and the west web plate of Girder 2 at Bent 20, looking northeast. Note 13 1/8" long total length of wrap-around crack.

## Bridge Inspection Report

### Pictures



PHOTO 3 Recommended Maintenance Needs

Description 7 1/4" long horizontal portion of crack in wrap-around weld at the lower connection between the exterior erection diaphragm and the west web plate of Girder 2 at Bent 20, looking northeast.  
Note 13 1/8" long total length of wrap-around crack.



PHOTO 4 Recommended Maintenance Needs

Description 1/2" long crack in weld material between the west face of the interior diaphragm and the Girder 1 north web plate at Bent 14, looking northeast.



## Bridge Inspection Report

### Pictures



PHOTO 5 Recommended Maintenance Needs

Description Broken weld between east face of the transverse stiffener between Bays 2 and 3 and Girder 2 south top flange in Span 9, looking west. Note crack previously measured at 2 1/2" during prior inspection.



PHOTO 6 Recommended Maintenance Needs

Description Broken weld between the west face of the transverse stiffener between Bays 2 and 3 and Girder 2 south top flange in Span 9, looking east. Note crack previously measured at 2 3/8" during prior inspection.

## Bridge Inspection Report

### Pictures



PHOTO 7 Recommended Maintenance Needs

Description 3/4" long crack in the north diagonal angle of Diaphragm 2 on interior of Girder 1 in Span 11, looking west.




PHOTO 8 Recommended Maintenance Needs

Description 3/4" long crack in the north diagonal angle of Diaphragm 2 on interior of Girder 1 in Span 11, looking west.



## Bridge Inspection Report

### Pictures



PHOTO 9 Recommended Maintenance Needs

Description 3/4" long crack in the north diagonal angle of Diaphragm 3 on interior of Girder 1 in Span 10, looking west.




PHOTO 10 Recommended Maintenance Needs

Description 3/4" long crack in the north diagonal angle of Diaphragm 3 on interior of Girder 1 in Span 10, looking west.

## Bridge Inspection Report

### Pictures



PHOTO 11 Recommended Maintenance Needs

Description 3/4" long crack in the north diagonal angle of Diaphragm 1 on interior of Girder 1 in Span 9, looking west.




PHOTO 12 Recommended Maintenance Needs

Description 3/4" long crack in the north diagonal angle of Diaphragm 1 on interior of Girder 1 in Span 9, looking west.



## Bridge Inspection Report

### Pictures



PHOTO 13 Recommended Maintenance Needs

Description Fractured north diagonal angle of Diaphragm 3 on interior of Girder 1 in Span 11, looking west.



PHOTO 14 Recommended Maintenance Needs

Description Fractured north diagonal angle of Diaphragm 3 on interior of Girder 1 in Span 11, looking west.