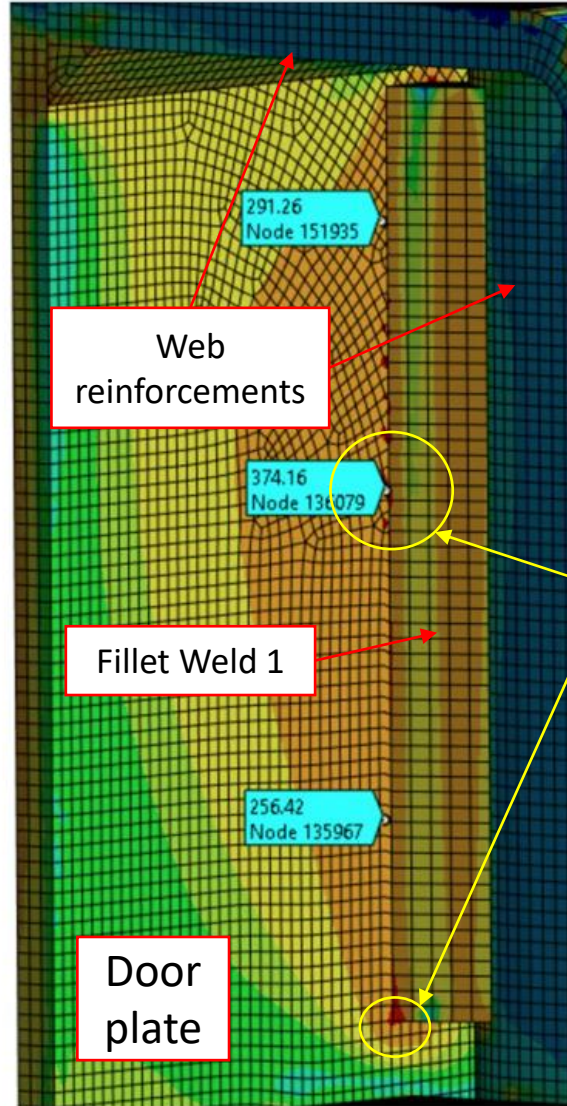

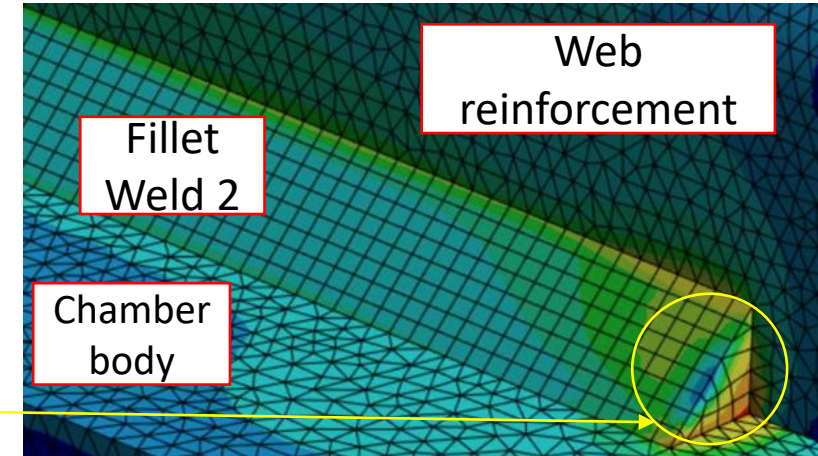



R: cycle 1892 - Sub3
 Equivalent Stress 2
 Type: Equivalent (von-Mises) Stress
 Unit: MPa
 Time: 6 s
 Max: 3036.2
 Min: 0.06447
 04/01/2023 15:10



R: cycle 1892 - Sub3
 Equivalent Stress 2
 Type: Equivalent (von-Mises) Stress
 Unit: MPa
 Time: 6 s
 Max: 3036.2
 Min: 0.06447
 04/01/2023 15:10



Max. Stress along the weld

